

## Market Report for the Week of March 28, 2022

### Daily Averages

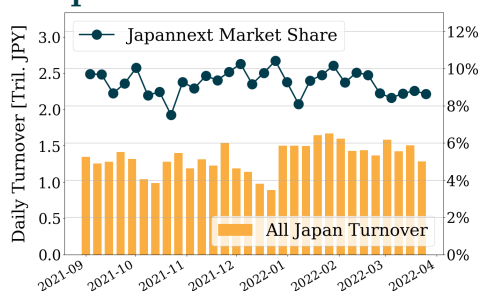
Universe	Turnover(JPY)	Volume	Share	PI (bps)	Symbols
All Market	269,154,654,744	128,866,558	8.33 %	2.73	3466
Topix100	111,078,779,738	24,235,940	8.63 %	0.74	100
Nikkei 225	127,205,673,596	41,863,780	7.71 %	1.96	225
TopixMid400	74,547,874,418	31,007,140	7.40 %	3.46	400
Small & Others	24,403,646,862	23,220,000	7.46 %	4.87	1626
Mothers & Jasdaq	18,762,530,938	16,176,660	8.52 %	6.13	860
ETFs & REITs	38,469,446,830	23,203,038	10.43 %	3.60	163

All Market  
**8.3 %**

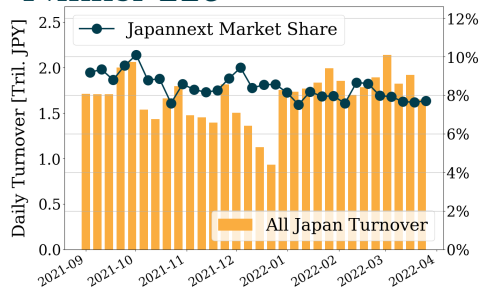
Topix 100  
**8.6 %**

Nikkei 225  
**7.7 %**

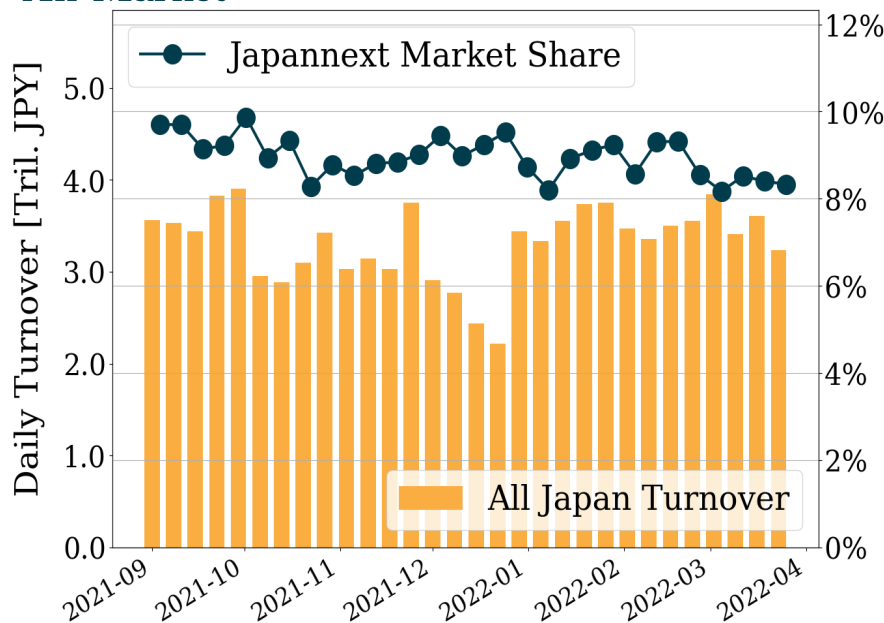
#### Topix 100



#### Nikkei 225



#### All Market



#### Top Stocks by Turnover

Stock	Turnover(JPY)	Share	PI (bps)
6920 LASRTEC	121,155,765,430	14.61%	0.41
1570 NFNKLV	94,057,493,178	11.35%	1.46
9101 NYKLINE	84,361,449,700	9.26%	2.53
8035 TKOELCN	40,697,985,500	12.02%	0.64
1357 NFNKDOUB	31,112,011,274	21.35%	12.16

#### Top Stocks by Market Share

Stock	Turnover(JPY)	Share	PI (bps)
9318 ASIADAVE	186,651,980	54.70%	1033.90
5721 S-SCIEN	205,777,610	24.24%	87.50
1459 RK 225DI	16,392,469,980	23.35%	2.98
1357 NFNKDOUB	31,112,011,274	21.35%	12.16
6080 M&A CAP	656,215,350	19.89%	7.11

#### Top Stocks by Price Improvement

Stock	Turnover(JPY)	Share	PI (bps)
9318 ASIADAVE	186,651,980	54.70%	1033.90
5721 S-SCIEN	205,777,610	24.24%	87.50
6740 JDI	600,122,180	17.40%	64.15
9978 BUNKYODO	133,351,540	13.89%	47.67
1783 ASIAGTHD	153,445,250	18.03%	37.20

#### Top Stocks by Savings

Stock	Turnover(JPY)	Share	Savings
1357 NFNKDOUB	31,112,011,274	21.35%	29,761,564
9101 NYKLINE	84,361,449,700	9.26%	18,140,500
1570 NFNKLV	94,057,493,178	11.35%	9,858,052
9107 K-LINE	26,901,629,200	8.16%	8,760,200
9318 ASIADAVE	186,651,980	54.70%	8,279,940

- ▶ Analysis is based on Japannext and Refinitiv data. Small & Others = First Section - TPX500.
- ▶ All Japan Turnover = Japannext (J+X+U+N) + TSE (excl. Tostnet) + CBOE (CBOE-Alpha + CBOE-Select excl. CBOE-Match).  
Market Share = Japannext turnover / All Japan Turnover.
- ▶ Opening and Closing auction trades on the TSE are excluded from calculations.
- ▶ Price Improvement (PI) and Savings (PI\*volume) are calculated by comparing the execution price against the primary market's best bid for each sell or best offer for each buy at the point of execution from the taker's perspective. Reported PI is a value-weighted average. Names with weekly traded value less than 100,000,000 JPY are excluded from the rankings tables.

## Top 10 Stocks by Turnover

### Topix 100

Stock	Turnover(JPY)	Share	PI (bps)
6920 LASRTEC	121,155,765,430	14.61%	0.41
8035 TKOELCN	40,697,985,500	12.02%	0.64
9984 SOFTBNKG	28,563,037,940	6.90%	0.45
7974 NINTEND	20,906,971,400	8.28%	0.71
7203 TOYOTA	19,112,872,200	6.35%	0.68
6758 SONY G	13,285,320,320	7.44%	0.87
9983 FASTRET	12,490,287,400	10.92%	1.01
6861 KEYENCE	12,080,507,200	8.89%	0.87
4661 OLC	11,044,371,110	12.32%	0.69
4507 SIONOGI	8,897,989,130	13.44%	0.87

### Nikkei 225

Stock	Turnover(JPY)	Share	PI (bps)
9101 NYKLINE	84,361,449,700	9.26%	2.53
8035 TKOELCN	40,697,985,500	12.02%	0.64
9984 SOFTBNKG	28,563,037,940	6.90%	0.45
9104 MTI-OSK	27,226,113,800	9.53%	3.40
9107 K-LINE	26,901,629,200	8.16%	3.92
7974 NINTEND	20,906,971,400	8.28%	0.71
7203 TOYOTA	19,112,872,200	6.35%	0.68
6758 SONY G	13,285,320,320	7.44%	0.87
9983 FASTRET	12,490,287,400	10.92%	1.01
6861 KEYENCE	12,080,507,200	8.89%	0.87

### Topix Mid400

Stock	Turnover(JPY)	Share	PI (bps)
9101 NYKLINE	84,361,449,700	9.26%	2.53
9104 MTI-OSK	27,226,113,800	9.53%	3.40
9107 K-LINE	26,901,629,200	8.16%	3.92
6532 BAYCURNT	9,227,857,000	10.22%	4.16
1605 INPEX	7,151,402,020	7.26%	1.94
5411 JFE HD	5,600,112,500	6.38%	1.67
9501 TEPCOHD	5,563,426,310	9.93%	7.58
6723 RENESAS	4,644,858,330	7.64%	1.97
6857 ADVNTST	4,404,124,300	7.26%	3.04
9201 JAL	4,018,543,590	7.10%	1.14

### Small & Others

Stock	Turnover(JPY)	Share	PI (bps)
6966 MTI-HTC	12,333,941,400	9.94%	1.99
8698 MONEX G	4,427,377,280	10.48%	4.01
6047 GUNOSY	3,087,165,590	9.95%	3.42
3328 BEENOS	2,454,203,390	9.39%	1.51
5541 PC.METL	2,192,700,300	8.82%	4.08
7816 SNOWPEAK	2,093,300,000	7.78%	3.99
9519 RENOVA	1,892,360,810	6.32%	2.38
4483 JMDC	1,722,853,000	11.20%	4.70
6095 MEDPEER	1,276,663,500	11.25%	6.23
4449 GIFTEE	1,149,076,000	7.48%	2.50

### Mothers

Stock	Turnover(JPY)	Share	PI (bps)
4485 JTOWER	17,604,166,600	9.20%	3.74
4268 EDGETECH	7,973,177,600	7.09%	2.61
4385 MERCARI	6,473,523,450	11.02%	4.31
4475 HENNGE	4,344,818,800	8.62%	3.39
3936 GLOBALWA	4,233,439,140	10.49%	4.89
7342 WEALTHNV	2,034,755,820	7.00%	1.97
4170 KAIZENPF	1,695,525,210	9.29%	5.11
9212 GEI	1,606,882,580	9.19%	3.41
4478 FREEE	1,412,601,850	10.94%	5.31
4393 BOI	1,281,710,700	10.79%	4.13

### JASDAQ

Stock	Turnover(JPY)	Share	PI (bps)
1407 WEST HD	1,318,918,400	10.61%	4.04
2702 MCDNALD	1,010,733,700	13.35%	6.22
6890 FERROTEC	871,395,490	6.09%	1.53
7826 FURUYAMT	615,343,500	7.92%	3.17
7564 WORKMAN	563,142,100	12.12%	4.82
6324 HARMONC	443,635,250	7.71%	3.30
4970 TOYOGOS	398,832,300	6.67%	3.15
5381 MIPOX	373,905,570	8.25%	2.58
4293 SEPTENHD	348,082,130	9.82%	3.93
2484 DEMAECAN	296,051,690	6.20%	4.38

### Second Section

Stock	Turnover(JPY)	Share	PI (bps)
2345 KUSHIM	1,353,062,510	9.03%	5.07
3825 REMIX	611,188,050	9.28%	7.61
6524 KOHOKUKO	547,061,300	8.53%	3.38
6366 CHIYODA	489,920,760	8.18%	6.66
7412 ATOM	461,622,340	12.54%	3.13
6226 MORIYATR	458,846,910	6.33%	3.84
3856 ABALANCE	449,460,410	9.53%	4.45
6578 NLINKS	316,239,820	7.06%	6.99
8139 NAGHORI	279,455,830	5.88%	6.05
2778 PALEMOHD	260,493,500	6.15%	8.55

### ETFs & REITs

Stock	Turnover(JPY)	Share	PI (bps)
1570 NFNKLV	94,057,493,178	11.35%	1.46
1357 NFNKDOUB	31,112,011,274	21.35%	12.16
1459 RK 225DI	16,392,469,980	23.35%	2.98
1360 NKBEAR-2	11,601,719,073	19.63%	1.16
1458 RK 225LV	11,261,739,506	15.77%	1.65
1579 225 BULL	8,972,942,510	13.30%	1.60
1321 NFNK225	2,712,547,565	6.04%	0.96
1365 DW 225LV	1,039,405,278	12.91%	1.74
1366 DW 225DI	863,397,673	10.96%	3.30
1552 VIXSHORT	743,182,748	8.14%	0.77

## Top 10 Stocks by Market Share

### Topix 100

Stock	Share	Turnover(JPY)	PI (bps)
6920 LASRTEC	14.61%	121,155,765,430	0.41
4507 SIONOGI	13.44%	8,897,989,130	0.87
8725 MS&AD	12.42%	1,391,205,120	1.72
4661 OLC	12.32%	11,044,371,110	0.69
8035 TKOELCN	12.02%	40,697,985,500	0.64
6954 FANUC	11.96%	4,891,898,230	0.88
7832 BANNAMHD	11.38%	2,422,896,620	1.28
6367 DAIKINI	11.28%	6,134,547,350	0.92
9735 SECOM	10.96%	1,771,516,890	1.91
9983 FASTRET	10.92%	12,490,287,400	1.01

### Nikkei 225

Stock	Share	Turnover(JPY)	PI (bps)
4507 SIONOGI	13.44%	8,897,989,130	0.87
9766 KONAMIHD	12.77%	3,308,784,100	4.14
8725 MS&AD	12.42%	1,391,205,120	1.72
8035 TKOELCN	12.02%	40,697,985,500	0.64
6954 FANUC	11.96%	4,891,898,230	0.88
7832 BANNAMHD	11.38%	2,422,896,620	1.28
6367 DAIKINI	11.28%	6,134,547,350	0.92
7211 MMC	11.12%	3,158,118,070	10.44
9735 SECOM	10.96%	1,771,516,890	1.91
9983 FASTRET	10.92%	12,490,287,400	1.01

### Topix Mid400

Stock	Share	Turnover(JPY)	PI (bps)
6465 HOSIZAKI	19.30%	515,467,500	5.44
6417 SANKYOP	12.99%	522,880,450	4.53
9766 KONAMIHD	12.77%	3,308,784,100	4.14
9831 YAMADAHD	12.05%	2,438,477,660	7.98
3563 F&LC	11.98%	3,123,543,600	4.77
8473 SBI	11.74%	3,210,296,500	4.61
6134 FUJICORP	11.46%	257,593,260	2.51
3941 RENGO	11.23%	296,157,070	4.25
7211 MMC	11.12%	3,158,118,070	10.44
7182 JPPOSTBK	10.95%	2,147,563,450	2.87

### Small & Others

Stock	Share	Turnover(JPY)	PI (bps)
5721 S-SCIEN	24.24%	205,777,610	87.50
6080 M&A CAP	19.89%	656,215,350	7.11
6740 JDI	17.40%	600,122,180	64.15
2146 UT GROUP	13.83%	450,305,380	7.30
8194 LIFE-CO	13.75%	224,984,350	5.33
5009 FJIKOSN	13.52%	126,105,710	3.01
8566 RICOHLS	12.95%	294,733,500	4.61
4825 WEATHER	12.94%	135,957,900	4.27
6254 NOMURAMI	12.57%	164,199,550	4.67
3465 KI-STAR	12.43%	590,134,400	5.93

### Mothers

Stock	Share	Turnover(JPY)	PI (bps)
7373 AIDMA HD	15.80%	657,788,800	6.94
4417 GLBLSEC	12.61%	472,919,300	5.18
4194 VISIONAL	11.91%	1,157,078,200	6.08
2934 JFRONTIR	11.75%	337,512,160	2.55
7095 MACBEEP	11.74%	506,296,400	5.45
4270 BEEEX	11.63%	383,486,200	4.45
3914 JIG-SAW	11.40%	184,809,900	6.12
9250 GRCS	11.28%	1,264,183,050	5.61
4490 VISASQ	11.20%	243,070,450	4.86
4371 CCT	11.05%	932,834,400	4.13

### JASDAQ

Stock	Share	Turnover(JPY)	PI (bps)
1783 ASIAGTHD	18.03%	153,445,250	37.20
3350 RED	17.06%	123,501,570	34.36
6063 EAJ	16.65%	201,491,470	3.42
9978 BUNKYODO	13.89%	133,351,540	47.67
2702 MCDNALD	13.35%	1,010,733,700	6.22
7564 WORKMAN	12.12%	563,142,100	4.82
8746 1-COMOD	10.75%	245,532,370	13.67
1407 WEST HD	10.61%	1,318,918,400	4.04
9436 OKINCEL	10.54%	127,463,850	3.60
7071 AMVIS	10.26%	214,693,800	6.56

### Second Section

Stock	Share	Turnover(JPY)	PI (bps)
9318 ASIADAVE	54.70%	186,651,980	1033.90
7412 ATOM	12.54%	461,622,340	3.13
3377 BIKE O	11.07%	250,701,310	3.77
3856 ABALANCE	9.53%	449,460,410	4.45
3825 REMIX	9.28%	611,188,050	7.61
2345 KUSHIM	9.03%	1,353,062,510	5.07
6524 KOHOKUKO	8.53%	547,061,300	3.38
6366 CHIYODA	8.18%	489,920,760	6.66
3663 ARTSPARK	7.61%	128,729,200	4.01
6338 TAKATOR	7.06%	229,893,880	2.03

### ETFs & REITs

Stock	Share	Turnover(JPY)	PI (bps)
1459 RK 225DI	23.35%	16,392,469,980	2.98
1357 NFNKDOUB	21.35%	31,112,011,274	12.16
1360 NKBEAR-2	19.63%	11,601,719,073	1.16
1580 225 BEAR	16.67%	213,580,013	2.17
1458 RK 225LV	15.77%	11,261,739,506	1.65
1579 225 BULL	13.30%	8,972,942,510	1.60
1356 TPXBEAR2	13.24%	316,445,944	2.87
1365 DW 225LV	12.91%	1,039,405,278	1.74
1570 NFNKLV	11.35%	94,057,493,178	1.46
1366 DW 225DI	10.96%	863,397,673	3.30

## Top 10 Stocks by PI

### Topix 100

Stock	PI (bps)	Turnover(JPY)	Share
5020 ENEOS	2.18	2,552,890,740	5.21%
8604 NOMRAHD	2.10	295,014,220	1.83%
4689 ZHD	2.03	1,987,372,160	5.66%
8308 RESONA	1.99	1,127,096,200	5.53%
6586 MAKITA	1.96	501,943,800	3.70%
4528 ONOPHAM	1.96	954,232,760	9.05%
7201 NISSAN	1.91	3,140,662,310	7.36%
9735 SECOM	1.91	1,771,516,890	10.96%
8830 SMIRE&D	1.84	986,778,350	9.12%
8601 DAIWASG	1.72	813,780,780	6.54%

### Nikkei 225

Stock	PI (bps)	Turnover(JPY)	Share
6472 NTN	15.90	392,303,840	5.95%
7211 MMC	10.44	3,158,118,070	11.12%
9301 MTB-LOG	9.81	295,292,650	7.53%
7186 CONCRDIA	7.67	603,791,340	8.05%
9501 TEPCOHD	7.58	5,563,426,310	9.93%
5202 NP-SGLS	7.09	278,384,990	8.04%
8015 TOY-TSU	6.52	928,193,700	7.99%
7762 CITIZEN	6.29	426,116,870	9.61%
6103 OKUMA	6.15	171,558,400	8.66%
6701 NEC	6.07	1,758,420,700	10.85%

### Topix Mid400

Stock	PI (bps)	Turnover(JPY)	Share
6472 NTN	15.90	392,303,840	5.95%
8410 SEVEN BK	15.33	571,805,870	8.49%
7167 MEBUKIFG	13.59	735,830,040	9.89%
8572 ACOM	10.95	275,080,770	9.10%
7211 MMC	10.44	3,158,118,070	11.12%
9301 MTB-LOG	9.81	295,292,650	7.53%
8334 GUNMABK	8.76	190,924,890	5.30%
9831 YAMADAHD	7.98	2,438,477,660	12.05%
7186 CONCRDIA	7.67	603,791,340	8.05%
8359 82-BANK	7.62	151,293,590	7.71%

### Small & Others

Stock	PI (bps)	Turnover(JPY)	Share
5721 S-SCIEN	87.50	205,777,610	24.24%
6740 JDI	64.15	600,122,180	17.40%
8585 OR.CORP	34.22	209,531,980	10.18%
2353 NP-PARK	22.54	109,006,500	8.24%
3315 NIP-COKE	22.54	198,788,920	11.09%
8714 SENSUIK	18.10	120,489,700	9.40%
8848 LEOPC21	17.96	119,255,020	9.62%
6632 JVCKW	17.91	136,263,000	11.15%
1514 SUMISEKI	15.52	188,248,620	8.85%
8016 ONWARDHD	12.85	157,703,780	8.51%

### Mothers

Stock	PI (bps)	Turnover(JPY)	Share
4591 RIBOMIC	9.59	379,791,540	9.89%
3496 AZOOM	8.41	138,795,400	10.50%
9218 MENTALHT	7.70	316,892,440	3.92%
4488 AIINSIDE	7.40	216,871,350	10.66%
4563 ANGES	6.95	215,544,890	7.23%
7373 AIDMA HD	6.94	657,788,800	15.80%
3914 JIG-SAW	6.12	184,809,900	11.40%
4883 MODALIS	6.10	217,859,660	7.88%
4194 VISIONAL	6.08	1,157,078,200	11.91%
4261 ASIAQUES	5.97	171,390,940	8.05%

### JASDAQ

Stock	PI (bps)	Turnover(JPY)	Share
9978 BUNKYODO	47.67	133,351,540	13.89%
1783 ASIAGTHD	37.20	153,445,250	18.03%
3350 RED	34.36	123,501,570	17.06%
8746 1-COMOD	13.67	245,532,370	10.75%
3042 SECUAVAI	8.25	123,925,910	6.02%
7777 3DMATRIX	8.09	192,037,500	8.90%
6957 SHIBAU	7.70	188,197,100	9.99%
3189 ANAP	7.66	125,074,120	5.98%
2437 SHINWISE	7.29	205,660,460	8.67%
7071 AMVIS	6.56	214,693,800	10.26%

### Second Section

Stock	PI (bps)	Turnover(JPY)	Share
9318 ASIADVEVE	1033.90	186,651,980	54.70%
2778 PALEMOHD	8.55	260,493,500	6.15%
3825 REMIX	7.61	611,188,050	9.28%
6578 NLINKS	6.99	316,239,820	7.06%
6366 CHIYODA	6.66	489,920,760	8.18%
8139 NAGHORI	6.05	279,455,830	5.88%
2345 KUSHIM	5.07	1,353,062,510	9.03%
3856 ABALANCE	4.45	449,460,410	9.53%
3663 ARTSPARK	4.01	128,729,200	7.61%
6226 MORIYATR	3.84	458,846,910	6.33%

### ETFs & REITs

Stock	PI (bps)	Turnover(JPY)	Share
1357 NFNKDOUB	12.16	31,112,011,274	21.35%
8985 JHR	5.86	394,506,110	7.96%
1571 NFNKIV	4.44	245,289,481	1.86%
3476 R MIRAI	4.14	136,033,010	9.43%
8976 DAIWAOF	4.07	322,406,600	8.10%
3471 MITSUILP	3.86	271,265,700	5.37%
8967 JPN-LOGI	3.86	199,413,950	6.04%
8964 FRONRE	3.84	314,297,950	7.41%
8952 JRE	3.40	462,746,700	4.72%
1366 DW 225DI	3.30	863,397,673	10.96%