

Pavers by
Ideal®



Come Home to Style

Come Home to Style



More than ever before, we have all come to appreciate the home we live in. We value it as a place for shelter, comfort and celebration. It reflects our unique style, taste, and personality both inside and out.

Outdoor living space is more important as we look to enjoy ourselves beyond the walls of our home. It supplements our sense of wellbeing by transforming an outdoor area, just outside our back door, into a styled outdoor room replete with lighting, grills, outdoor kitchens, firepits and fireplaces. Accessorizing with dining tables and chairs, umbrellas and sofas, sectionals and fabrics make outdoor spaces comfortable, enjoyable and livable.

We can help transform your space. From a quaint patio with seat walls and pillars that define the boundary of your outdoor room to a raised terrace with step-ups and elevations, our products create form and function when shaping your yard space. Socialize in your front yard with a welcoming walkway or add curb appeal with an impressive driveway that will turn the heads of everyone who passes by.

We invite you to browse our catalog and welcome the opportunity to discuss how our wide selection of pavers, steps, walls in our extensive palette of colors, textures and shapes allow you to expand your personal style to the outdoors. Best of all, we can show you how an outdoor area can be created without the need to undertake expensive renovations to your home's structure, and we can work with you to select products that fit your budget.

We have made New England our home since 1923. As a 4th generation family-owned business, we take great pride in the products we manufacture and represent. You can feel confident using Ideal. Our knowledge and expertise in producing quality concrete products over the past nine decades go into every product we develop, manufacture and offer. And we back them with our Lifetime Warranty and our Name!

From our family to yours, we are pleased to offer you products that welcome you to Come Home and Be Home with Style.

The Burgoyne Family

Cover: Andover Collection StoneCleft - Chatham Blend • King Arthur Fireplace with Side Boxes, CT Gray Mosaic Veneer with Thermal Edged, Honed Bluestone Mantle, Hearth & Tops **This Page Top Left:** Andover Collection StoneCleft - Chatham Blend • ScapeStone - Vineyard Blend Fire Pit with CastStone Coping **Top Middle:** Guinevere Fire Place & Side Boxes - Silver Ridge Irregular Pattern Granite - **Top Right:** Andover Collection Smooth - Chatham Blend • Jumbo Granite Cobbles • Compass Inlay



Table of Contents

4-9	OUTDOOR LIVING	72-87	ELEMENTS WITH STYLE
10-25	<i>COLOR 4D</i> PAVERS	74-77	FIREPLACES & OVENS
16-17	Andover Collection StoneCleft	75-77	King of Hearths
18-19	Andover Collection Smooth	78-83	FIRE PITS
20-21	Andover 5511	81-83	Wood & Gas Fired
22-23	StraightLine	84-87	KITCHENS & BARBECUES
24-25	Portsmouth Cobble	86	Kitchen Islands
26-43	TRADITIONAL & TUMBLED PAVERS	86	Barbecue Surrounds
32-33	Yankee Cobble	87	Twin Eagles
34	Boston Colonial Pavers	87	Delta Heat
35	Georgetown Colonial	88-91	FINISHING TOUCHES
36-37	MillStone	89	Pillars & Pillar Caps
38-39	Town N' Country	89	CastStone Chelmsford Pillar Cap
40-41	BrookStone	89	CastStone Carlisle Pillar Cap
42	Encora	90	CurbStone Edging
42	Classico Retro	90	BullNose Coping
43	FineLine Series	91	Colorfalls Water Feature
43	Slate-Top Slab	91	Landscape Lighting
44	EXPRESS YOURSELF	92-101	NATURAL STONE
45	Borders, Mosaics, Bands, Insets	94-95	Natural Stone Steps & Treads
46-51	PERMEABLE PAVERS	98-99	Natural Stone Veneer
48	Aqua-Bric	100	Granite, Bluestone, & Limestone
49	Aqua-Bric 8	101	Bulk & Palletized Stone
50	Andover Collection & 5511	102	MEETING YOUR EXPECTATIONS
51	Turfstone	103	LIFETIME WARRANTY
52-65	WALLS	103	READ ME
54-55	Roman Pisa	104	PROLINE RADIANT HEAT SOLUTION
56-57	Stonewall Collection	105	DESIGN ASSISTANCE
58-59	Fat Face & Fat Face 2/3 Scored	106	PAVER INSTALLATION
60	GravityStone	107	RETAINING WALL INSTALLATION
61	Ancestral WallStone		
62-63	Olde Boston Wall		
64	Coping with Style		
65	CastStone RockFace Coping		
66-71	STEPS & ELEVATIONS		
70	Chelmsford Step		
71	Rockport Steps		
71	Rockport Pathway Stones		

Stonewall Straight Face Tumbled - Vineyard Blend



Outdoor Living



The Possibilities are Endless...

Outdoor living has come a long way from lawn chairs and a basic grill. The trend of your home's exterior being an extension of its interior has revolutionized hardscapes and the role they play in outdoor living. Ideal has been right there every step of the way innovating the world of outdoor living and making the possibilities as endless as your dreams. Choose from our extensive palette of colors, textures and shapes to create an outdoor living haven that complements your home and suits your style. From a simple and elegant gathering area with a fire pit as its focal point or a full outdoor living area with a kitchen or a dining area and a fire feature to keep you warm in the coldest months, we have the variety and quality you need.

Left Page: *Andover Collection StoneCleft - Chatham Blend • Andover 5511 - Oxford Grey Banding • Ancestral Wall 6" - Vineyard Blend Seat Wall with CastStone RockFace Coping Seat • Roman Pisa - Vineyard Blend Pillars • Olde Boston - Vineyard Blend Fire Pit with Bluestone Coping*

Right Page: *Yankee Cobble - Quarry Blend, Pattern 6*



Top Left: Blue Mist Granite Steps • 5511 Smooth - Oxford Grey **Top Right:** BrookStone - Quarry/Graphite Blend
Bottom Right: Andover GrandStone StoneCleft - Oxford Grey, Running Bond Pattern

*Yankee Cobble- Vineyard Blend, Pattern 6 • ScapeStone Fire Pit - Vineyard Blend
with CastStone Coping • Ancestral Seat Wall - Vineyard Blend*



*MillStone - Quarry Blend, Pattern 6 - Natural Rounds 6" & 12" Wall with
Bluestone Treads - Thermal Bluestone Pattern Stock Landing*





Top Left: Rockport Steps D (Bottom) Step F (Top) - MillStone Vineyard Blend
Top Right: Andover Collection - Chatham Blend with Portsmouth Cobble - Graphite Border -
 Olde Boston Fire Pit - Pewter and Graphite with CastStone Coping
Bottom Right: Yankee Cobble - Vineyard Blend, Pattern 6

*Andover Collection StoneCleft with 5511 StoneCleft Border -
Oxford Grey • BullNose Coping - Quarry Blend*



Color with 4D Technology Pavers



We have taken the next step to offer pavers with advanced performance, colors and longevity – **Color with 4D Technology** - our latest innovation to our line of select pavers.


Our advanced **4D Technology** incorporates a unique manufacturing process that integrates proprietary ingredients supplemented with in-line treatments that enrich and enhance the appearance. **4D Technology** pavers have deeper, richer colors fortified with superior performance against the elements. They are delivered treated and protected from the factory thus saving the added costs, extra steps and waiting time incurred when a sealer is applied to pavers after an installation is complete. Our **4D Technology** protects the surface immediately from UV rays, stains and spills and the effects of acid rain - all while providing color fastness that lasts for years to come!

4D Technology pavers meet and exceed ASTM C936 and CSA 231 standards for interlocking concrete pavers - including freeze-thaw and durability requirements. Unlike sealed or slick pavers, the coefficient of friction is not changed. The surface texture is slip and skid resistant. Efflorescence is no match for the improved surface and matrix of our **4D Technology**. Chances of it occurring are far less in **4D Technology** pavers.



See the difference!


Look for the **Color with 4D Technology** logo for products made with our **4D Technology**.




Improved Stain
& Acid Resistance



Enhanced Color
Tones & Fastness



Advanced Freeze-
Thaw Capability



Efflo-Guard™
Integrated

*Andover GrandStone Smooth - Pewter, Running Bond with
5511 Smooth - Graphite and Pewter Banding*



*Andover Collection - Smooth - Oxford Grey, Herringbone Pattern #2
Ancestral Wall, Stairs, & Pillars - 3" & 6" - Vineyard Blend with Universal Coping - Graphite*





*Andover GrandStone Smooth - Pewter, Running Bond with
5511 Smooth - Graphite and Pewter Banding*



*Andover Collection StoneCleft with GrandStone - Chatham Blend
BullNose Coping- Quarry Blend • CT Gray Mosaic Veneer • American Granite Slab*



Andover Collection StoneCleft with GrandStones - Chatham Blend



ANDOVER COLLECTION™ STONECLEFT

Andover Collection StoneCleft features a rich, natural stone appearance and traditional shapes scaled to complement the trend for larger paving units. The varied sizes offer the ability to create timeless, classic, and elegant pattern designs utilizing our Set-Stone Pattern or custom arrangements of your preference.

FEATURES

- Pronounced cleft and sculpted surface
- 2 3/4" thickness for improved flexural strength
- Set-Stone Pattern utilizes every stone in the set with an easy-to-follow pattern that gives the appearance of a random layout - simplifies placement, saves time and eliminates waste
- For a more random and dramatic appearance, insert our GrandStone in place of stones within the Set-Stone Pattern or create unique designs
- Can be installed as a traditional or permeable pavement (See page 50)



DIMENSIONS & COVERAGE

5-PIECE SET				
2 pcs/set	5 1/2" x 11"	2 3/4" thick		
2 pcs/set	11" x 11"	2 3/4" thick	3.8 sf/set	76 sf/cube
1 pc/set	11" x 16 1/2"	2 3/4" thick		
GRANDSTONE				
Individual unit	16 1/2" x 22"	2 3/4" thick	2.52 sf/pc	100.8 sf/cube

This product is susceptible to scuffing during installation and snow removal. Protect the surface when transporting and handling. Use a urethane pad attached to the compactor plate when compacting. When removing snow, the height of snow blowers and plows must be raised or a poly blade used on the plow edge.



2 pcs/set (5 1/2" x 11")



2 pcs/set (11" x 11")




1 pc/set (11" x 16 1/2")



16 1/2" x 22"



Chatham Blend



Oxford Grey



Dover Grey

Top Left: Andover Collection StoneCleft - Oxford Grey **Top Middle:** Andover Grandstone StoneCleft - Dover Grey **Top Right:** Andover Collection StoneCleft with GrandStones - Chatham Blend





ANDOVER COLLECTION™ SMOOTH

The clean, classic profile and minimal chamfers of our Andover Collection Smooth are ideal for dramatic, contemporary projects. Offered in the same sizes as our Andover Collection StoneCleft, you can create the same pattern designs with a sleek, elegant appearance.

FEATURES

- Smooth traditional surface
- 2 3/4" thickness for improved flexural strength
- Set-Stone Pattern utilizes every stone in the set with an easy-to-follow pattern that gives the appearance of a random layout - simplifies placement, saves time and eliminates waste
- For a more random and dramatic appearance, insert our GrandStone in place of stones within the Set-Stone Pattern or create unique designs
- Can be installed as a traditional or permeable pavement (See page 50)



DIMENSIONS & COVERAGE

5-PIECE SET				
2 pcs/set	5 1/2" x 11"	2 3/4" thick		
2 pcs/set	11" x 11"	2 3/4" thick	3.8 sf/set	76 sf/cube
1 pc/set	11" x 16 1/2"	2 3/4" thick		
GRANDSTONE				
Individual unit	16 1/2" x 22"	2 3/4" thick	2.52 sf/pc	100.8 sf/cube

This product is susceptible to scuffing during installation and snow removal. Protect the surface when transporting and handling. Use a urethane pad attached to the compactor plate when compacting. When removing snow, the height of snow blowers and plows must be raised or a poly blade used on the plow edge.



2 pcs/set (5 1/2" x 11")




2 pcs/set (11" x 11")




1 pc/set (11" x 16 1/2")



16 1/2" x 22"



Chatham Blend



Oxford Grey



Pewter



Dover Grey

Top Left: Andover GrandStone Smooth - Pewter, Running Bond with 5511 Smooth - Graphite & Pewter Banding **Top Right:** Andover Collection Smooth - Oxford Grey • Olde Boston Wall Pillar - Quarry Blend



5511 Smooth - Oxford Grey Herringbone Pattern with 5511 Smooth Pewter Sailor Course Border. • Jumbo Granite Cobble



ANDOVER 5511™



Our Andover 5511 pavers offer a traditional shape scaled to complement the trend of larger paving units. Available in both Smooth and StoneCleft surface profiles, our 5511 pavers suit the style of a modern contemporary look or a natural rustic appearance. Now produced with **4D Technology** that adds vibrancy and protection to our select line of pavers.

- Andover 5511 StoneCleft: Clefted and sculpted surface
- Andover 5511 Smooth: Traditional finish with minimal chamfered edges


Andover 5511 is also ideal for use as a border course for our Andover Collection.

Andover 5511 may be installed as a traditional or as a permeable pavement (See page 50).

DIMENSIONS & COVERAGE

ALL STYLES				
Rectangle	5 1/2" x 11"	2 3/4" thick	2.38 pcs/sf	100.84 sf/cube


This product is susceptible to scuffing during installation and snow removal. Protect the surface when transporting and handling. Use a urethane pad attached to the compactor plate when compacting. When removing snow, the height of snow blowers and plows must be raised or a poly blade used on the plow edge.




Chatham Blend



Oxford Grey



Graphite



Pewter
(Smooth Only)



StoneCleft



Smooth

Top Left: 5511 StoneCleft - Oxford Grey, Running Bond Pattern **Top Middle:** 5511 StoneCleft - Chatham Blend, Herringbone Pattern **Top Right:** 5511 Smooth - Graphite, Oxford Grey & Pewter 1:1:1, Herringbone Pattern



StraightLine - Pewter, Herringbone Pattern



STRAIGHTLINE™

When your landscape design calls for a contemporary pavement with a sleek, linear composition, walk the straight and narrow with our StraightLine linear planks. The elongated rectangular length of StraightLine is proportionate in scale to its width, creating a striking appearance.



FEATURES

- Traditional Finish
- 4" thick
- Subtle chamfers along the edge
- Choice of stack bond, basketweave or herringbone patterns
- Pedestrian and vehicular traffic limited to passenger vehicles



Please contact us or your local Ideal dealer for information on availability and pricing.




DIMENSIONS & COVERAGE

StraightLine	4 1/4" x 17 1/8"	4" thick	1.96 pcs/sf	67.35 sf/cube
--------------	------------------	----------	-------------	---------------



Graphite



Oxford Grey



Pewter

This product is susceptible to scuffing during installation. Use a urethane pad attached to the compactor plate or spread a thin layer of sand or sheet of geotextile fabric over the surface when compacting.



Top Left: Straightline - Pewter, Oxford Grey, Graphite **Top Right:** Straightline - Pewter, Oxford Grey, Graphite



Mosaic: [BrookStone - Oxford Grey - Portsmouth Cobble- Graphite - Yankee Cobble - Quarry Blend & Graphite] - Andover Collection StoneCleft - Oxford Grey



PORTSMOUTH COBBLE™

Comprised as a 4-piece set, Portsmouth Cobble features the charm and look of time-honored stone setts enhanced with **4D Technology**. Each shape is subtly contoured and rolled along the edges while the robust spacers molded into the sides adjoin the units to form a firm, stable interlocked pavement. Portsmouth Cobble can be used as a stand-alone paver for customers who desire the look of a classic cobble walkway or driveway, or as the perfect accent to other paver styles when used as decorative banding and border courses.



FEATURES

- Traditional Finish
- 2 3/4" thick
- Pedestrian and vehicular traffic
- Can be installed as a traditional or permeable pavement with approx. 8% void space (See page 50)



DIMENSIONS & COVERAGE

4 pieces per set	5.5" x 5.5"	5.5" x 6.65"	5.5" x 7.64"	5.5" x 8.8"	2 3/4" thick	1.09 sf/set	65 sf/cube
------------------	-------------	--------------	--------------	-------------	--------------	-------------	------------

Length of all 4 sizes, when placed end-to-end, is approx. 28 1/2".
 Sold by the 6 1/2 sf layer comprised of 6 sets of all 4 sizes.

This product is susceptible to scuffing during installation and snow removal. Protect the surface when transporting and handling. Use a urethane pad attached to the compactor plate when compacting. When removing snow, the height of snow blowers and plows must be raised or a poly blade used on the plow edge.



Pewter



Graphite



Chatham Blend



Oxford Grey

Top Left: Portsmouth Cobble - Graphite Border with Andover Collection Smooth - Chatham Blend **Top Right:** Portsmouth Cobble - 2:1 Chatham & Oxford Grey, Running Bond with Graphite Border • MillStone - Vineyard Blend Large Rectangle Boundary Wall • Stanstead Granite Steps



Traditional & Tumbled Pavers



Pavers with Style...

- Shapes, designs and textures complement any architectural style
- Add value and lasting beauty to your home
- Comparable in cost to cast-in-place concrete, stamped pattern asphalt and concrete and composite wood decks
- Our pavers are stronger and will out-perform traditional paving materials
- Easy to install and are skid and slip resistant
- Resistant to oil and gas spills
- Repairable without a patch
- Available in traditional, tumbled, embossed and permeable styles



*Left Page: MillStone - Vineyard Blend, GS Random Pattern - BullNose Coping - Vineyard Blend
Right Page: Yankee Cobble - Vineyard Blend, Pattern 6 - Rockport Steps*

StoneWall Straight Face Tumbled - Quarry Blend Wall & Pillars with Chelmsford Pillar Caps - Salt & Pepper Granite Steps - MillStone - Quarry Blend, GS Pattern 2 with Georgetown Colonial Paver Beacon Hill Blend Inlay - Ancestral Seat Wall & Coping Quarry Blend - ScapeStone Fire Pit - Quarry Blend with CastStone Coping





Top Left: MillStone - Quarry Blend, Pattern 4
Top Right: Yankee Cobble - Vineyard Blend, Pattern 4 with Boston Colonial - Graphite Soldier Course Border
Bottom Right: Yankee Cobble - Beacon Hill Blend with Large Rectangle Soldier Course Border



Finest in Curb Appeal

Top Left: MillStone - Vineyard Blend, Pattern 6
Top Right: Boston Colonial Pavers - Beacon Hill Blend, Herringbone Pattern
Bottom Right: Town N' Country - Vineyard Blend, GS Pattern 4



MillStone - Quarry Blend, Pattern 6



Yankee Cobble - Circle Pak & Pattern 4 - Vineyard Blend with Boston Colonial Soldier Course - Graphite



YANKEE COBBLE™

The old-world look and feel is unmistakable. Cobblestones are as authentic to New England as the sailing ships that carried them as ballast across the Atlantic. With a wide array of shapes and colors, you'll have no trouble putting your personal touch on the classic look of natural stone.

FEATURES

- 5 shapes/sizes combine to form over 40 patterns
- Circle Pak allows you to integrate circles into your design
- Traditional Finish with pressed edges and dimpled surface
- Mix-n-Match Packaging - Choice of shape, size and color

DIMENSIONS & COVERAGE

Square	6 5/16" x 6 5/16"	2 3/8" thick	3.62 pcs/sf	104.42 sf/cube
Grand Square	9 7/16" x 9 7/16"	2 3/8" thick	1.61 pcs/sf	111.8 sf/cube
Large Rectangle	6 5/16" x 9 7/16"	2 3/8" thick	2.42 pcs/sf	111.57 sf/cube
Medium Rectangle	4 3/4" x 6 5/16"	2 3/8" thick	4.84 pcs/sf	91.12 sf/cube
Small Rectangle	3 1/8" x 6 5/16"	2 3/8" thick	7.24 pcs/sf	95.72 sf/cube
Circle Pak*	---	2 3/8" thick	64.32 sf/pak	64.32 sf/cube

*The Circle Pak creates a circle from 32" to 108" in diameter.

This product is susceptible to scuffing during installation. Use a urethane pad attached to the compactor plate or spread a thin layer of sand or sheet of geotextile fabric over the surface when compacting.



Top Left: Yankee Cobble - Circle Pak & Pattern 4 - Vineyard Blend with Quarry Blend Banding • Bullnose Coping Pool & Wall Coping - Quarry Blend

Top Right: Yankee Cobble Circle Pak - Vineyard Blend with Yankee Cobble Square - Graphite Accent Band



Graphite
Square & Large Rectangle



Beacon Hill Blend



Harvest Blend
Square & Large Rectangle



Quarry Blend



Vineyard Blend



Square



Medium Rectangle



Grand Square



Small Rectangle



Large Rectangle



Circle Pak



BOSTON COLONIAL PAVERS®

Strong, traditional and sophisticated describes our Boston Colonial Pavers which are timeless in style and appearance. This classic shape can be placed into a variety of laying patterns and continues to be a popular choice for walkways, patios, driveways and more. Boston Colonial Pavers...true New England style!
 Boston Colonial is offered in a wide array of colors. For more options see our Interblend Colors on page 44!

FEATURES

- Classic rectangular shape
- Traditional Finish
- Available in a wide variety of traditional New England colors
- Patterns include classic 45° and 90° herringbones, running bond, parquets and basketweaves

DIMENSIONS & COVERAGE

Boston Colonial	4" x 8"	2 3/8" thick	4.5 pcs/sf	108 sf/cube
Boston Colonial	4" x 8"	3 1/8" thick	4.5 pcs/sf	84 sf/cube

*8cm Thick Boston Colonial is MTO Only. Please contact us or your local dealer for more information.



Beacon Hill Blend




Quarry Blend



Vineyard Blend



Clay Red



Pewter



Graphite

Top Left: Boston Colonial - Quarry Blend, Running Bond Pattern • BullNose Coping - Quarry Blend **Top Middle:** Boston Colonial - Beacon Hill Blend, Running Bond Pattern
Top Right: Boston Colonial - Vineyard Blend, Herringbone Pattern with Graphite Accent Band



GEORGETOWN COLONIAL™



Step back in time when turn-of-the-century houses were distinguished by thoughtful attention to detail. The warmth and beauty of Georgetown Colonial Pavers evoke the appearance and character of vintage brick with kiln-fired tones authentic to New England's heritage.

FEATURES

- Classic rectangular shape
- Drum-Roll Tumbled Finish
- Flip 'n' Place dual surface - can be laid with chamfer side face up or face down or in any combination
- Blends can be intermixed to replicate "preservation colors" of "turn-of-the-century" brick
- Patterns include classic 45° and 90° herringbones, running bond, parquets and basketweaves

DIMENSIONS & COVERAGE

Georgetown	4" x 8"	2 3/8" thick	4.5 pcs/sf	108 sf/cube
------------	---------	--------------	------------	-------------



Beacon Hill Blend



Quarry Blend



Vineyard Blend

Top Left: Georgetown Colonial - Quarry Blend, Herringbone Pattern • Bluestone Treads **Top Middle:** Georgetown Colonial - Beacon Hill Blend, Running Bond Pattern • Granite Steps **Top Right:** Georgetown Colonial - Vineyard Blend, 90° Herringbone Pattern • Granite Steps

MillStone - Quarry Blend, Pattern 6 • PA Bluestone Natural Cleft Full Color • New England Weathered Fieldstone Rounds • Fire Pit with Bluestone Coping • Bluestone Pool Coping





MILLSTONE™

MillStone's antiqued appearance is reminiscent of the natural stone pavements crafted by stone masons of yesteryear. Its beautifully weathered texture, soft patina and variety of shapes make it perfect for transforming your project from ordinary to extraordinary.



FEATURES

- 5 shapes/sizes combine to form over 40 patterns
- Circle Pak allows you to integrate circles into your design
- Drum-Roll Tumbled Finish with soft patina and weathered tones
- Mix-n-Match Packaging - Choice of shape, size and color

DIMENSIONS & COVERAGE

Square	6 5/16" x 6 5/16"	2 3/8" thick	3.62 pcs/sf	104.42 sf/cube
Grand Square	9 7/16" x 9 7/16"	2 3/8" thick	1.61 pcs/sf	111.8 sf/cube
Large Rectangle	6 5/16" x 9 7/16"	2 3/8" thick	2.42 pcs/sf	111.57 sf/cube
Medium Rectangle	4 3/4" x 6 5/16"	2 3/8" thick	4.84 pcs/sf	91.12 sf/cube
Small Rectangle	3 1/8" x 6 5/16"	2 3/8" thick	7.24 pcs/sf	95.72 sf/cube
Circle Pak*	----	2 3/8" thick	64.32 sf/pak	64.32 sf/cube

*The circle pak creates a circle from 32" to 108" in diameter.

Top Left: MillStone - Beacon Hill Blend, Pattern 6 with MillStone Quarry Blend Soldier Course Border **Top Middle:** MillStone - Quarry Blend, Pattern 4
Top Right: MillStone - Vineyard Blend, Pattern 6 • ScapeStone Fire Pit - Vineyard Blend • Ancestral Wall 3" & 6" - Vineyard Blend with Ancestral Coping - Vineyard Blend



Square



Grand Square



Large Rectangle



Medium Rectangle



Small Rectangle



Circle Pak



Beacon Hill Blend



Quarry Blend



Vineyard Blend





TOWN N' COUNTRY™



Turn your walkway, backyard patio, or driveway into a New England-style masterpiece. Our Town N' Country collection offers the look of natural stone cobbles while providing the quality, stability and consistency of precision concrete pavers.

FEATURES

- 3 shapes/sizes combine to form a multitude of patterns
- Flip n' Place dual surface with either embossed or smooth finish in a single unit
- Drum-Roll Tumbled Finish with soft patina and weathered tones
- Mix-n-Match Packaging - Choice of shape, size and color

DIMENSIONS & COVERAGE

Square	6 5/16" x 6 5/16"	2 3/8" thick	3.62 pcs/sf	104.42 sf/cube
Grand Square	9 7/16" x 9 7/16"	2 3/8" thick	1.61 pcs/sf	111.8 sf/cube
Large Rectangle	6 5/16" x 9 7/16"	2 3/8" thick	2.42 pcs/sf	111.57 sf/cube

This product is susceptible to scuffing during installation and snow removal. Protect the surface when transporting and handling. Use a urethane pad attached to the compactor plate when compacting. When removing snow, the height of snow blowers and plows must be raised or a poly blade used on the plow edge.



Square



Quarry Blend



Grand Square



Vineyard Blend



Large Rectangle

Top Left: Town N' Country 1:1 - Vineyard & Quarry Blend **Top Middle:** Town N' Country - Quarry Blend
Top Right: Town N' Country - Vineyard Blend, GS Pattern 2

*BrookStone - Vineyard Blend with MillStone Circle Pak - Quarry Blend
- Ancestral Wall 3" - Vineyard Blend with Ancestral Coping - Quarry Blend*





BROOKSTONE™

BrookStone pavers feature 11 different shapes and sizes sold by the 12sf layer. Available in Pewter, Vineyard, Quarry and Graphite that can be mixed and matched, BrookStone can be used alone or as an inset, easily integrated within our Portsmouth,™ Andover Collection™ and 5511™ pavers to create striking banding and accents in both traditional and permeable pavement applications!

FEATURES

- Traditional Finish
- 2 3/4" thick
- Random placement and patterns
- Permeable when used with open-graded stone and variable void space

DIMENSIONS & COVERAGE

11 Shapes/set	2 3/4" thick	67 pcs/layer	12sf/layer	84 sf/cube
---------------	--------------	--------------	------------	------------

Sold by the 12sf layer.



Top Left: BrookStone Random - Pewter, Vineyard Blend & Quarry Blend with 5511 Smooth - Pewter
Top Right: BrookStone Random - Vineyard Blend • Ancestral Wall - Vineyard Blend with Ancestral Coping - Quarry Blend



Pewter Granite Sand




Vineyard Blend Granite Sand



Quarry Blend Granite Sand



Graphite Granite Sand



Pewter Black Sand



Vineyard Blend Black Sand



Quarry Blend Black Sand



Graphite Black Sand



Pewter/Quarry Granite Sand



Vineyard/Quarry Granite Sand



Quarry/Graphite Granite Sand



Graphite/Vineyard Granite Sand



Pewter/Quarry Black Sand



Vineyard/Quarry Black Sand



Quarry/Graphite Black Sand



Graphite/Vineyard Black Sand

STANDARD COLORS
MIX & MATCH COLORS



ENCORA™

Encora combines the shapes of an octagon and square in one paver to form a bold look that stands out from the crowd. With an elegance that appeals to both contemporary and traditional settings, it's no wonder that Encora is a favorite among experienced designers.

- Traditional Finish

DIMENSIONS & COVERAGE

Encora	5 1/2" x 9"	2 3/8" thick	3.5 pcs/sf	102.86 sf/cube
--------	-------------	--------------	------------	----------------



Beacon Hill Blend

CLASSICO RETRO™

What's old is new again when it comes to our Classico Retro. We have brought back a classic as an accent paver to highlight banding, soldier and sailor courses. Details make the ordinary elegant!

- Traditional Finish
- Available in Pewter and Graphite

DIMENSIONS & COVERAGE

Classic Retro	4 1/2" x 6 1/2"	2 3/8" thick	4.63 pcs/sf	93.3 sf/cube
---------------	-----------------	--------------	-------------	--------------



Pewter



Graphite

Top Left: Encora – Beacon Hill Blend with Boston Colonial – Beacon Hill Blend Soldier Course Border

Top Right: Classico Retro Graphite Soldier Course Border • Town N' Country Vineyard Blend



FINELINE SERIES™

FineLine is molded with the subtlest of chamfers that fit tightly together with a nearly seamless transition paver to paver. The virtually non-beveled surface accommodates foot traffic, wheelchairs, scooters and roller blades.

FEATURES

- Traditional Finish
- Mix-n-Match Packaging - Choice of shape, size and color

DIMENSIONS & COVERAGE


Square	6 5/16" x 6 5/16"	2 3/8" thick	3.62 pcs/sf	104.42 sf/cube
Grand Square	9 7/16" x 9 7/16"	2 3/8" thick	1.61 pcs/sf	111.8 sf/cube
Large Rectangle	6 5/16" x 9 7/16"	2 3/8" thick	2.42 pcs/sf	111.57 sf/cube



Beacon Hill Blend



Quarry Blend



Vineyard Blend

This product is susceptible to scuffing during installation. Use a urethane pad attached to the compactor plate or spread a thin layer of sand or sheet of geotextile fabric over the surface when compacting.



Square

Grand Square

Large Rectangle


SLATE-TOP SLAB™

The beauty of natural slate is captured in our Slate-Top Patio Slab. Make a statement with this 18 x 18 inch patio slab that features subtle surface clefts and elegant color blending. Our Slate-Top is suitable for pedestrian-only pavements such as contemporary or traditional walkways, patios or pool decks.


- Traditional Finish

DIMENSIONS & COVERAGE

Slate-Top Slab	18" x 18"	2 1/4" thick	48 pcs/cube	52 lb
----------------	-----------	--------------	-------------	-------



Oxford Grey



Chatham Blend



This product is susceptible to scuffing during installation. Use a urethane pad attached to the compactor plate or spread a thin layer of sand or sheet of geotextile fabric over the surface when compacting.



Top Left: FineLine Series - Vineyard Blend, Pattern 6 **Top Right:** Slate-Top Slab - Chatham Blend, Stack Bond



INTER-BLEND COLORS



Huntington Blend -
30/70 Quarry to
Beacon Hill Blend



Adams Blend -
67/33 Beacon Hill Blend
to Clay Red



Gloucester Blend -
50/50 Quarry
to Vineyard Blend



Berkley Blend -
85/15 Beacon Hill Blend
to Quarry Blend



City Blend -
60/40 Clay Red
to Beacon Hill Blend

Express Yourself...

Color is the number one reason more architects, professional landscapers, and homeowners choose Ideal. And it's no wonder! We saturate our pavers top-to-bottom with pure oxide pigments and give you a wide range of eye-catching colors inspired by the deep, rich hues authentic to New England's heritage.

Although our colors are each beautiful on their own, we encourage you to intermix two or more to create custom blends that reflect your unique style, preference, and color scheme to complement your home.

While we show our popular Boston Colonial Pavers with a few of our most popular Inter-Blend Color combinations, you can use our Inter-Blend Colors with almost any of our paver styles, as noted in picture captions throughout our catalog. Feel creative? Change percentages or combine 3 or more colors! Your possibilities are almost limitless!

Top Left: Yankee Cobble - 70/30 Vineyard/Quarry, GS Random Pattern

Top Middle: MillStone - 50/50 Beacon Hill/Quarry Blend, Pattern 6



Top Right: FineLine - 70/30 Vineyard/Quarry Blend

Right Page: BrookStone - Vineyard Blend with Brookstone - Graphite Insets



BORDERS ■ MOSAICS ■ BANDS ■ INSETS

Take it one step further! Accent your pavement by incorporating decorative borders and bands using complementary or contrasting colors, surface textures or shapes to define boundaries and zones. Create a conversation with mosaics or insets. It is the language of patterns and it speaks your style!





*Aqua-Bric - Vineyard Blend, Running Bond with Yankee
Cobble Circle Pak - Vineyard Blend*

Permeable Pavers

Why Permeable Pavers?

- All the benefits of our standard pavers
 - Pedestrian and vehicular friendly
 - Choice of styles, colors and patterns
 - Firm, stable and slip-resistant
 - Strong and durable
 - Factory-made and ready to install year-round
 - Easy to clean and maintain
 - Crack Free
- Capable of infiltrating 100% of rainfall
- Contribute to groundwater recharge
- Rainwater harvesting
- Qualify for LEED® Credits
- Mitigate runoff, TSS, pollutant loads and capture “first flush”
- Winter friendly
 - Snow-plow safe
 - Allow snow melt to drain
 - Minimize icing and deicer use
- Summer Friendly
 - Do not soften and deform in hot weather
 - Do not unravel
- Cost-Competitive
 - Do not require expensive catch basin and sub-surface pipe conveyance
 - Similar or lower cost to porous asphalt and pervious concrete on residential projects

Concerned About the Environment?

So are we because stormwater runoff has been directly tied to environmental concerns. You see, it picks up and carries pollutants into nearby storm drains that lead directly to streams, lakes and rivers, and ultimately into coastal waters where the contaminants affect aquatic life, fishing, swimming, and even our drinking water. To address this, many cities and towns have imposed limits on the area impervious surfaces can cover residential and commercial property.

And when it comes to rainfall, Mother Nature is fickle! Low water reservoirs, bans imposed on watering lawns, flash floods, wet yards, flooded basements and beaches closed due to bacteria count can all be linked to stormwater run-off, or in other words, rainfall not seeping directly into the ground as Mother Nature intended.

Pavement plays a significant role, and we can help! Our collection of permeable pavers allow water, even heavy rainfall and snowmelt, to drain through openings in the surface. As it passes through an open-graded stone base, contaminants are naturally filtered out from the water before it infiltrates into the soil below.

Permeable pavers...a built-in solution to managing stormwater pollution with all the benefits, style and character of our traditional pavers. Pavers by Ideal...making products that lessen our impact on the world around us and helping build a cleaner and more sustainable future.

Aqua-Bric - Beacon Hill Blend, Herringbone Pattern



AQUA-BRIC®

Aqua-Bric provides classic New England-style with the added benefit of allowing stormwater to drain through and infiltrate into the soil below. It accommodates pedestrians, wheelchairs, and passenger vehicles. The patented drainage openings in the corners allow easier access for sweeping and cleaning to maintain drainage and infiltration.



FEATURES

- Classic rectangular shape
- Patterns include classic 45° and 90° herringbones, running bond and basketweaves
- Traditional Finish

DIMENSIONS & COVERAGE

Aqua-Bric	4" x 8"	2 3/8" thick	4.5 pcs/sf	108 sf/cube
-----------	---------	--------------	------------	-------------



Beacon Hill Blend



Quarry Blend



Vineyard Blend



Graphite

Top Left: Aqua-Bric - Beacon Hill Blend, Running Bond with Herringbone Inlay **Top Middle:** Aqua-Bric - Quarry Blend, Herringbone Pattern
Top Right: Aqua-Bric - Vineyard Blend, Herringbone Pattern



AQUA-BRIC 8™

Aqua-Bric 8 offers the pedestrian-friendly features of Aqua-Bric in a larger and thicker size that is suited for heavy-duty traffic loads found in parking lots, entrance drives and low-speed roadways and streets. Aqua-Bric 8 is manufactured in a herringbone layout designed to take advantage of the economy of mechanical installation. The patented drainage openings in the corners allow easier access for sweeping and cleaning to maintain drainage and infiltration.



FEATURES

- Classic rectangular shape
- Traditional Finish
- Manufactured with both shapes included in a single layer



Please contact us or your local Ideal dealer for information on availability and pricing.

DIMENSIONS & COVERAGE

Aqua-Bric 8	4 1/2" x 9"	3 1/8" thick	11.25 sf/layer	78.75 sf/cube
-------------	-------------	--------------	----------------	---------------

Sold by the 11.25 sf layer.



28 units per layer




8 units per layer



Beacon Hill Blend



Quarry Blend



Vineyard Blend



Graphite

Top Left: Aqua-Bric 8 - Vineyard Blend **Top Middle:** Aqua-Bric 8 - Quarry Blend **Top Right:** Aqua-Bric 8 - Vineyard Blend



ANDOVER COLLECTION™ & 5511™ PERMEABLE

Our Andover Collection StoneCleft and Smooth and 5511 pavers may be used as a highly-effective permeable interlocking pavement when installed with open-graded aggregate for a stylish solution to stormwater runoff. Please see pages 16-21 for shapes, sizes and colors.

Andover Collection and 5511 Permeable feature an infiltration rate initially greater than 100"/hour.*

*Laboratory results with #9 stone using ASTM C 1781 Test Method for Surface Infiltration Rates of Permeable Pavers.



Accent with Portsmouth Cobble™ or BrookStone™



Portsmouth Cobble
+/- 8% void space
See page 25



BrookStone
Variable void space
See page 41



Andover 5511
7.5% void space
See page 21

Please see individual product pages for precautions on compaction and snow removal.



Top Left: Andover Collection StoneCleft - Chatham Blend **Top Right:** Andover Collection StoneCleft - Dover Grey with 5511 Smooth - Pewter, and Portsmouth Cobble - Graphite Banding



TURFSTONE™

Our Turfstone concrete grid paving slab features a flat, “lattice” style surface with apertures that can be planted with grass or filled with stone to infiltrate stormwater. Turfstone accommodates pedestrian and vehicular traffic and is suitable for driveways, overflow parking, access lanes or anywhere “greenspace” pavement is desired. Properly installed, Turfstone is “snow-plow safe”. Turfstone also can be used on slopes and swales for erosion control.



FEATURES

- Proven environmental design
- Fill with stone or soil and grass for a “reinforced” lawn
- High strength capable of supporting heavy vehicle loads

DIMENSIONS & COVERAGE

Turfstone	23 5/8" x 15 3/4"	3 1/8" thick	2.6 sf/pc	145.6 sf/cube
	23 5/8" x 15 3/4"	4" thick	2.6 sf/pc	104 sf/cube

*4" Thick Turfstone is MTO only. Please contact us or your local dealer for more information.



Top Left: Turfstone - Pewter, Sod Infill **Top Right:** Turfstone - Pewter, Stone Infill

Olde Boston Seat Wall - Quarry Blend with Bluestone Coping - Olde Boston Fire Pit - Quarry Blend with CastStone Coping - Andover Collection Smooth - Oxford Grey



Walls



Walls with Style...

CREATE WALLS TO REINVENT YOUR YARD.

Shape your landscape - create retaining, free-standing or seat walls that complement any setting

DESIGN YOUR OUTDOOR SPACE TO SUIT YOUR NEEDS AND STYLE WITH OUR WIDE VARIETY OF NATURAL LOOKING WALLS.

- Level a slope to add more space for play, outdoor living or additional parking
- Transform your yard with terraced walls and stairs that sculpt the landscape
- Accent patios with free-standing seat walls, pillars and pergolas
- Create raised planters blooming with flowers that provide focal points

CREATE AN AREA WITH YOUR OWN PERSONAL SIGNATURE THAT YOU WILL ENJOY FOR DECADES TO COME.

- Strong, dense and durable
- Designed to withstand New England's winter climate and provide years of lasting beauty and performance
- Environmentally safe - they won't rot or decay
- Virtually maintenance-free
- Easy to install - Sit on gravel base and stack together. Mortar or concrete is not required
- Affordable - The dry stack feature allows improved productivity and lower costs
- Beautiful - Our styles create serpentine, convex, concave, terraced, freestanding, double-sided and sitting walls that complement the landscape



Roman Pisa Quarry Blend, Ashlar Pattern 1 with Roman Pisa Coping Quarry Blend



ROMAN PISA®



Looking to create an antique, weathered feel for your next wall project? The distinctive rich texture of Roman Pisa captures the rustic beauty and charm of hand-crafted stone walls built by the New England skilled craftsmen of yesteryear. Its time-tested appearance makes a Roman Pisa wall fashionable in any landscape setting.

FEATURES

- Full component system creates a variety of ashlar patterns, as well as running bond combinations
- Drum-Roll Tumbled Split Face Finish
- Tongue and groove connection
- Planter height to tall commercial walls

DIMENSIONS & COVERAGE

Stretcher	6"h x 8"w x 12"d	3 pcs/sf	42 lb	26.7 sf/cube
Stretcher Cap	6"h x 8"w x 12"d	3 pcs/sf	42 lb	26.7 sf/cube
Half Unit	6"h x 4"w x 12"d	6 pcs/sf	22 lb	20 sf/cube
Corner - Reversible	6"h x 8"w x 12"l	---	32 lb	80 pcs/cube
Jumbo Unit	6"h x 12"w x 8"d	2 pcs/sf	32 lb	40 sf/cube



Stretcher



Stretcher Cap



Half Unit



Corner - Reversible



Jumbo Unit



Quarry Blend



Vineyard Blend

Top Left: Roman Pisa - Vineyard Blend, Running Bond Pattern with Roman Pisa Coping ▪ MillStone - Quarry Blend

Top Middle: Roman Pisa - Quarry Blend with Roman Pisa Coping - Quarry Blend **Top Right:** Roman Pisa - Vineyard Blend, Ashlar Pattern 4



Stonewall Straight Face Tumbled- Vineyard Blend with Roman Pisa Coping - Vineyard Blend - Georgetown Colonial - Vineyard Blend & MillStone Circle Pak - Vineyard Blend with Quarry Blend Banding



STONEWALL™ COLLECTION

STRAIGHT FACE STRAIGHT FACE TUMBLED



Our Stonewall Collection of walls is available with a straight face in either a split or tumbled texture that suggests the finished appearance of a natural quarried stone wall. The rustic character blends beautifully with any landscape style.

FEATURES

- Ideal for dramatic convex or concave curves and serpentine walls
- Split Face Texture and Drum-Roll Tumbled Split Face Finish
- Pin style connection
- Planter height to tall commercial walls

DIMENSIONS & COVERAGE

Straight Face Stretcher	8" h x 12" w x 12" d	1.5 pcs/sf	54 lb	50 sf/cube
Tumbled SF Stretcher	8" h x 12" w x 12" d	1.5 pcs/sf	54 lb	50 sf/cube
Corner/Half - Reversible	8" h x 6" w x 12" l	---	37 lb	72 pcs/cube



Straight Face Stretcher



Tumbled SF Stretcher



Corner/Half Reversible



Quarry Blend (Tumbled)



Vineyard Blend (Tumbled)

Top Left: Stonewall Straight Face - Quarry Blend with Universal Coping - Quarry Blend • Granite Steps

Top Middle: Stonewall Straight Face Tumbled - Vineyard Blend - Roman Pisa Coping - Vineyard Blend

Top Right: Stonewall Straight Face - Vineyard Blend with Universal Coping - Vineyard Blend



Fat Face - Granite Gray with Universal Coping - Granite Gray



FAT FACE® & FAT FACE 2/3 SCORED

Part of the GravityStone family of wall systems, Fat Face and Fat Face 2/3 Scored provide a strong, durable, and attractive retaining wall solution for a variety of site conditions using a plug style connection.

Fat Face is our original split face unit. Fat Face 2/3 Scored is a three-piece set where two units have a chamfered score located 2/3 along the length of the split face; the third unit an unscored split face. All three have well-defined chamfers molded into each end providing a distinctive sculptured appearance.

DIMENSIONS & COVERAGE

Fat Face	8"h x 18"w x 11.25"d	1 pc/sf	80 lb	45 sf/cube
Fat Face 2/3 Scored	8"h x 18"w x 11.25"d	1/pc/sf*	80 lb	45 sf/cube
Corner Unit - Reversible	8"h x 15"l x 6"w	---	52 lb	60 pcs/cube

*Note: Sold as a 3-piece set



Fat Face



Fat Face 2/3 Scored
3-piece set



Granite Gray
Fat Face & Fat Face -2/3



Vineyard Blend
Fat Face & Fat Face -2/3



Quarry Blend
Fat Face

Top Left: Fat Face - Vineyard Blend with Salt & Pepper Granite Treads **Top Right:** Fat Face 2/3 Scored -Vineyard Blend with Universal Coping - Vineyard Blend



GRAVITYSTONE®

GravityStone combines the simplicity of easy-to-handle dry stack units with the superior earth retention capabilities of crib wall structures. As a result, GravityStone walls can be built as high as 8' without the use of geogrid, saving time, labor and space.

FEATURES

- Face - Trunk - Anchor components form a “single-cell” assembly 32" deep
- Plug style connection
- Best choice for “cut” walls and sites with little or no room for grid
- Build straight or curved, as well as free-standing, double-sided walls
- Planter height to tall commercial walls

DIMENSIONS & COVERAGE

GravityStone Split Face	8"h x 18"w x 6"d	1 pc/sf	59 lb	64 sf/cube
GravityStone Trunk	8"h x 24"l x 4"w	---	55 lb	64 sf/cube
GravityStone Anchor/Junction	8"h x 12"l x 5"w	---	30 lb	96 pcs/cube
Corner Unit - Reversible	8"h x 15"l x 6"w	---	52 lb	60 pcs/cube

Top Left: GravityStone Split Face - Quarry Blend with Universal Coping - Graphite **Top Middle:** GravityStone - Granite Gray Single Cell Assembly **Top Right:** GravityStone - Granite Gray with Universal Coping - Granite Gray



Single-Cell



Granite Gray



Mini cell



Vineyard Blend



Single-Cell Double Sided Wall



Quarry Blend



Multi-Cell - (Double, Single, Mini)



ANCESTRAL™ WALLSTONE



Nothing quite suggests the look of a handsome dry-laid stone wall as our Ancestral WallStone. As a free-standing wall, Ancestral WallStone is a smart choice for defining outdoor living spaces adding dimension and seating. Use the 3" high and 6" high sets in a simple 1:1 ratio or mix them in combinations for impressive ashlar patterns.

FEATURES

- 3" and 6" high - in 3 lengths (tapered)
- Drum-Roll Tumbled Split Face Finish - double-sided
- Tapered design - straight, curved and serpentine walls
- Free-standing walls - sitting walls - raised planters or low-height retaining walls up to 24" high

DIMENSIONS & COVERAGE

3" High Set	10" deep	.83 sf/ set	95 lb/set	25 sf/cube
Consists of 3 pieces	16"/14"	14"/12"	12"/10"	
6" High Set	10" deep	1.66 sf/set	150 lb/set	25 sf/cube
Consists of 3 pieces	16"/14"	14"/12"	12"/10"	



3 inch high set



6 inch high set



Quarry Blend



Vineyard Blend

Top Left: Ancestral Wallstone 3" Grill Island - Vineyard Blend

Top Middle: Ancestral Wallstone 6" and Coping - Vineyard Blend • Roman Pisa Pillar - Vineyard Blend with Caststone Pillar Cap

Top Right: Ancestral 3" - Vineyard Blend with Ancestral Coping - Quarry Blend • BrookStone - Vineyard • Granite Steps



Olde Boston Seat Wall - Quarry Blend with Bluestone Coping - Olde Boston Fire Pit - Quarry Blend with CastStone Coping - Andover Collection Smooth - Oxford Grey



OLDE BOSTON™ WALL



Versatile is the word that best describes our Olde Boston Wall. The modular dimensions of the single unit allow placement in four different orientations and the ability to create a variety of patterns, including running bonds, random and ashlar for design flexibility. It can be used for a wide variety of applications such as garden walls, seat walls, planter walls, barbecue islands, pillars and columns.

Olde Boston Wall also can be field split to create accent banding within the wall.

FEATURES

- Drum-Roll Tumbled Finish
- Pillars - free-standing walls - raised planters or low-height retaining walls up to 24" high



DIMENSIONS & COVERAGE

Olde Boston Wall	4" h x 12" w x 8" d	3.1 pcs/sf	28 lb	34.8 sf/cube
------------------	---------------------	------------	-------	--------------



Pewter



Vineyard Blend



Charcoal



Quarry Blend



Pewter/Charcoal Band



Charcoal/Pewter Band

Top Left: Olde Boston Wall - Vineyard Blend • Town N' Country - Quarry Blend **Top Middle:** Olde Boston Seat Wall - Quarry Blend with Bluestone Coping • Olde Boston Fire Pit - Quarry Blend with CastStone Coping • Andover Collection Smooth - Oxford Grey **Top Right:** Olde Boston Wall Grill Island - Vineyard Blend



COPING WITH STYLE™

ANCESTRAL™ ■ ROMAN PISA® ■ UNIVERSAL™

Our wall coping provides the perfect finish to your next wall project. Designed to complement each of our existing wall blocks, creating a seamless and continuous look. Our new Graphite color creates the perfect accent to any wall project.

FEATURES

- Ancestral Coping consists of 2 pieces that are tapered to follow straight, curved or serpentine walls - Drum-Roll Tumbled Split Finish on both faces
- Roman Pisa Coping features our Drum-Roll Tumbled Split Finish on one face and a smooth finish on the other
- Universal Coping features a Split Finish on one face and a smooth finish on the other - simply position the unit for the look you prefer

DIMENSIONS & COVERAGE

Ancestral Coping	3.63"h x 16"/13"l x 13"d	2.16 lf/set	98.5 lb/set	77.8 lf/cube
2-Piece Set	3.63"h x 13"/10"l x 13"d			
Roman Pisa Coping	3.63"h x 16"w x 13"d	1.33 lf/pc	61 lb	84 lf/cube
Universal Coping	3.63"h x 16"w x 13"d	1.33 lf/pc	61 lb	84 lf/cube

If used as stair treads that will be subject to deicing chemicals, coping units must be treated with a non-film forming, penetrating-type sealer. See your local Ideal Dealer for more information.

Top Left: Roman Pisa Coping & Wall - Vineyard Blend **Top Middle:** Ancestral Coping - Quarry Blend

Top Right: Universal Coping & Fat Face Wall - Vineyard Blend

Read Me



Ancestral



Roman Pisa



Universal





CASTSTONE™ ROCKFACE COPING

Our CastStone coping units capture the features and characteristics of natural stone with their detailed rockface edges molded along the face and end with the consistency, value and benefits of dense, durable cast concrete. The depth and length of our 4' long coping unit make it the right size for a deep, comfortable bench seat. The 24" long coping is a best choice for finishing seat walls and topping free-standing, double sided walls.

FEATURES

- Ideally suited as coping for our Ancestral or Olde Boston seat walls
- Natural look rockface edge along both sides of length
- Available in Slate Grey and Graphite

DIMENSIONS & COVERAGE

CastStone Coping	3"h x 48"l x 24"d	4 lf	300 lb	24 lf/cube
CastStone Coping	3"h x 24" l x 14" d	2 lf	95 lb	48 lf/cube



CastStone Coping 3"h x 24"l x 14"d



CastStone Coping 3"h x 48"l x 24"d

Top Left: CastStone 48" RockFace Coping • 6" Ancestral Wall & Coping - Vineyard Blend • Olde Boston - Quarry Blend
Accent Band Top Middle: CastStone 24" RockFace Coping Graphite • 3" Ancestral WallStone - Quarry Blend
Top Right: CastStone 48" RockFace Coping • Ancestral Wall 3" & 6" with Coping - Vineyard Blend



Steps & Elevations



Step out with Style...

TAKE YOUR OUTDOOR DESIGN PROJECT TO THE NEXT LEVEL

It's possible with Steps & Stairs by Ideal.

Whether your steps lead to a raised patio, an inviting terrace, a lush garden, or even back to the comforts of home, our steps and stairs create form and function when shaping your landscape. Choose from one of our many styles to make the transition throughout the various levels of your outdoor spaces well-conceived, graceful and easy to traverse. Their durability ensures a lifetime of beauty and function.

Pleasing styles, sizes, and colors to match your wall designs and personal style.

- CastStone Chelmsford and Rockport Steps
- Natural stone including granite in a variety of sizes and colors
- Manufactured concrete wall block steps

*Left Page: Roman Pisa - Vineyard Blend - Salt and Pepper Granite Steps
Right Page: Boston Colonial - Quarry Blend, Herringbone Pattern - Salt and Pepper Granite Steps*





Top Left: Rockport Steps • Yankee Cobble Circle Pak • New England Fieldstone Veneer **Bottom Left:** Ancestral Wallstone 3" - Quarry Blend with Universal Coping - Quarry Blend • Yankee Cobble - Quarry Blend • Granite Curbing Risers **Top Right:** Roman Pisa Wall, Coping, & Steps with Bluestone Treads - Vineyard Blend • Yankee Cobble - Vineyard Blend **Bottom Right:** Salt & Pepper Granite Steps • Andover Collection StoneCleft - Chatham Blend with 5511 - Oxford Grey Sailor Course Border



CHELMSFORD™ STEP

Our Chelmsford Step is a durable precast concrete unit molded with the cleft and contours found in natural stone steps. Chelmsford Step is available with a choice of two faces in a single unit. One side reproduces the traditional style that stone masons achieved by using “feathers and wedges” to split the face, while the opposite face features a more contemporary rock-face. Available in Slate Grey.

FEATURES

- Easily build steps that beautifully integrate with our Roman Pisa, Stonewall and GravityStone walls

DIMENSIONS & COVERAGE

Chelmsford Step	48"l x 15"d x 7" h	475 lb	8 pcs/pallet
-----------------	--------------------	--------	--------------



Rock-face side



Feather and Wedge side

Top Left: Chelmsford Steps • Roman Pisa Wall & Coping - Vineyard Blend

Top Right: Chelmsford Steps • Ancestral WallStone 3" & 6" - Vineyard Blend • MillStone - Vineyard Blend/Quarry Blend



ROCKPORT™ STEPS

The classic look of weathered-hewn stone can be found in our Rockport Step Collection. Available in several sizes and shapes, each step is cast in molds that carefully replicate the textures, colors and detail of natural stone. Features a 7" rise. Each offers consistent size size, height and texture, saving time when selecting and installing. Available in Fieldstone Blend.

DIMENSIONS & COVERAGE

Step A	42"l x 18"d	7" h	350 lb	8 pcs/pallet
Step C	48"l x 18"d	7" h	510 lb	8 pcs/pallet
Step D	54"l x 24"d	7" h	565 lb	8 pcs/pallet
Step F	60"l x 18"d	7" h	600 lb	8 pcs/pallet

ROCKPORT™ PATHWAY STONES

Follow the path with our new CastStone stepping stones that replicate ones made by Mother Nature! Available in Fieldstone Blend.

DIMENSIONS & COVERAGE

RPS A	25 3/4"l x 18 1/8"d	2 3/4" h	97 lb	5 pcs	All sizes packaged on 1 pallet
RPS B	34"l x 21 7/8"d	2 3/4" h	137 lb	5 pcs	
RPS C	30 3/4"l x 22 1/4"d	2 3/4" h	120 lb	5 pcs	

Sold as a set consisting of all 3 sizes.

Top Left: Rockport Steps all sizes **Top Middle:** Rockport Pathway Stones • Brookstone Graphite **Top Right:** Rockport Steps, Step C (Top) Step F (bottom) • Andover Collection StoneCleft - Chatham Blend • Ancestral Wall Coping - Vineyard Blend



Step A - 42"l x 18"d



Step C - 48"l x 18"d



Step D - 54"l x 24"d



Step F - 60"l x 18"d



RPS A - 25 3/4"l x 18 1/8"d



RPS B - 34"l x 21 7/8"d



RPS C - 30 3/4"l x 22 1/4"d

*Andover Collection StoneCleft - Chatham Blend, Permeable - Ancestral WallStone 3" & 6" -
Vineyard Blend with Bluestone Coping - ScapeStone Fire Pit - Vineyard Blend with
CastStone Coping, Gas Insert with Black & Blue Fireglass*



Elements with Style

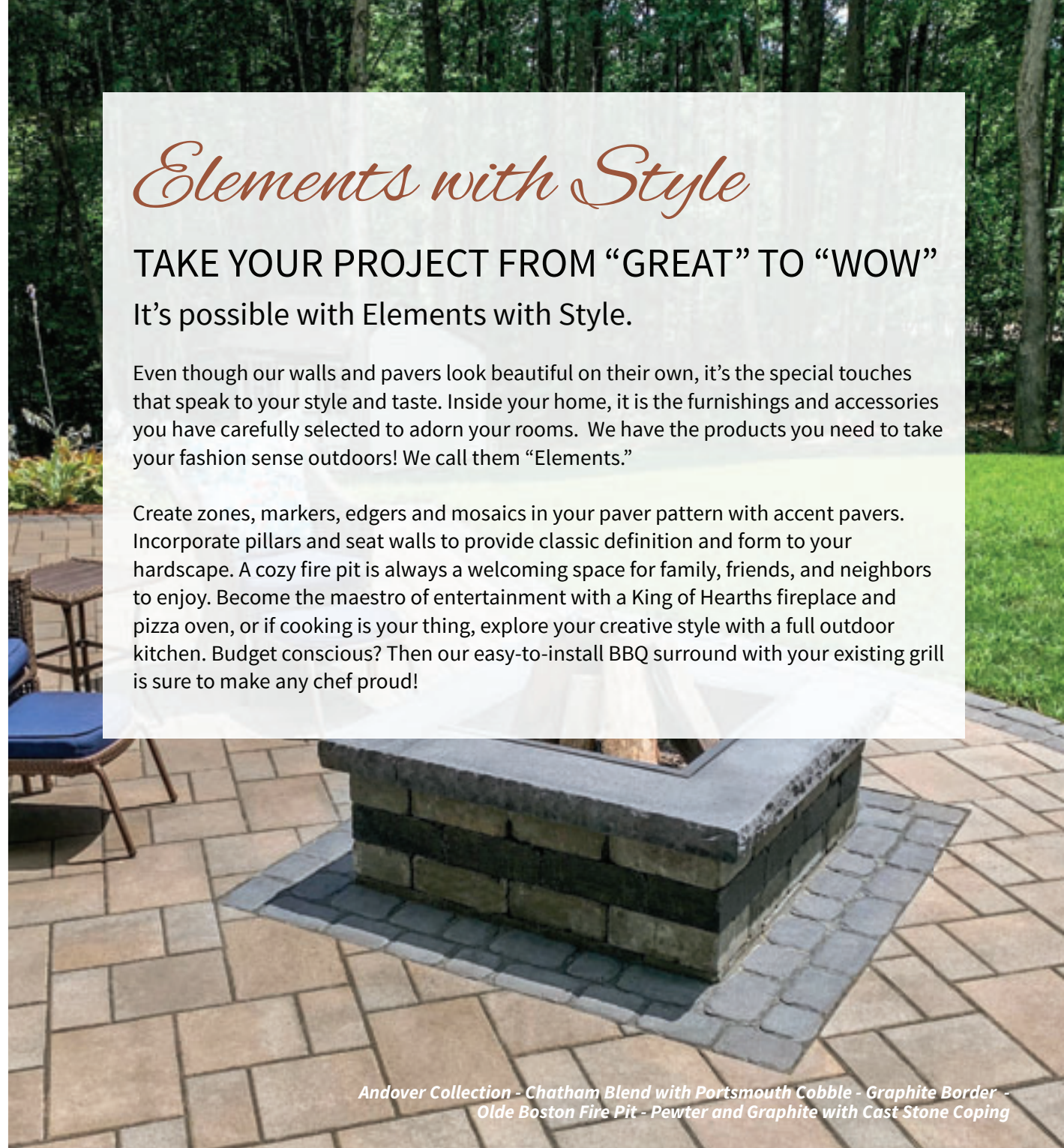


Elements with Style

TAKE YOUR PROJECT FROM “GREAT” TO “WOW”
It’s possible with Elements with Style.

Even though our walls and pavers look beautiful on their own, it’s the special touches that speak to your style and taste. Inside your home, it is the furnishings and accessories you have carefully selected to adorn your rooms. We have the products you need to take your fashion sense outdoors! We call them “Elements.”

Create zones, markers, edgers and mosaics in your paver pattern with accent pavers. Incorporate pillars and seat walls to provide classic definition and form to your hardscape. A cozy fire pit is always a welcoming space for family, friends, and neighbors to enjoy. Become the maestro of entertainment with a King of Hearths fireplace and pizza oven, or if cooking is your thing, explore your creative style with a full outdoor kitchen. Budget conscious? Then our easy-to-install BBQ surround with your existing grill is sure to make any chef proud!



*Andover Collection - Chatham Blend with Portsmouth Cobble - Graphite Border -
Olde Boston Fire Pit - Pewter and Graphite with Cast Stone Coping*

King Arthur Fireplace with Side Boxes - New England Blend Mosaic Veneer with Bluestone Hearth & Accents



Fireplaces & Ovens



KING OF HEARTH'S

OUTDOOR FIREPLACES & OVENS



Top Left: King Arthur Fireplace with Side Boxes, CT Gray Mosaic Veneer with Thermal Edged, Honed Bluestone Mantel, Hearth & Tops
Top Right: Lancelot Pizza Oven, Natural Rounds Veneer & Granite Counter
Bottom Right: King Arthur Fire Place with Side Boxes - New England Natural Rounds with Bluestone Mantel, Hearth, Top, & Coping

KING OF HEARTH'S

Few things are as enjoyable as spending time with family and friends in your own backyard. Our line of King of Hearths outdoor fireplaces and oven make it easier than ever before to add to that experience with the warmth and glow of a crackling fire or with the savory taste of delicious pizza or roasted meat with flavorful vegetables cooked in a wood-fired oven.

King of Hearths pre-cast fireplaces, pizza oven and side boxes are easy to handle and set-up. The fireplaces are lined with fire brick and come pre-assembled, as do the pizza oven and side boxes. The units are ready to be placed, stacked and veneered with natural stone, brick or our Olde Boston™ WallStone. Whether you are building a new outdoor living space or adding to an existing one, you can feel confident knowing King of Hearths products have been engineered with high strength concrete made to stand the test of time and rigors of New England's weather!



KING ARTHUR FIREPLACE

King Arthur 46" Outdoor Fireplace

- Simple 3-piece mortarless design makes set up quick and easy
- Large fire box opening
- Fire box pre-lined with fire brick
- Built-in fork pockets facilitate lifting into place
- Sets on a 6" thick concrete slab 50" w x 40"d
- Chimney sized to accept 13" x 13" spark arrestor (sold separately)
- Cast Iron Log Grate included
- Weight: 2100 lbs
- Angle iron length: 48"
- Stone veneer: 63 sq ft
- Stone veneer corners: 36 lin ft

Note: Fireplace must be veneered.



Natural Stone
by Ideal®



GUINEVERE FIREPLACE

Guinevere 38" Outdoor Fireplace

- Simple 2-piece mortarless design makes set up quick and easy
- Fire box pre-lined with fire brick
- Built-in fork pockets facilitate lifting into place
- Sets on a 6" thick concrete slab 42" w x 32"d
- Chimney sized to accept 13" x 13" spark arrestor (sold separately)
- Cast Iron Log Grate included
- Weight: 1700 lbs
- Angle iron length: 32"
- Stone veneer: 46 sq ft
- Stone veneer corners: 28 lin ft

Note: Fireplace must be veneered.



LANCELOT OVEN

Lancelot Oven

- Great for stone fired pizzas and more
- Protective fire brick pre-installed
- Chimney sized to accept 9" x 9" spark arrestor (sold separately)
- Ready to be finished with natural stone veneer
- Weight: 2,000 lbs
- Stone Veneer: 26-30 sq ft
- Stone Veneer Corners: 18 lin ft

Note: Oven must be veneered.

REVERSIBLE SIDE STORAGE BOX

- Attractive side box doubles as a storage cabinet for wood and counter surface
- Installs easily – no mortaring necessary
- Reversible unit – sized to fit each side of the fireplace
- Ready to be finished to match fireplace exterior



Left Page: Andover Collection StoneCleft - Chatham Blend - Ancestral 6" Vineyard Blend Seat Wall with CastStone RockFace Coping - Roman Pisa Pillars - Vineyard Blend - Olde Boston Fire Pit - Vineyard Blend with Bluestone Coping

Right Page Top Left: Ancestral Seat Wall 3" & 6" with Ancestral Coping - Quarry Blend - Scapestone Quarry Blend Fire Pit with CastStone Coping - Yankee Cobble Grand Squares - Quarry Blend Bottom Left: Olde Boston Wall - Pewter and Graphite Blend Fire Pit with CastStone Fire Pit Coping - Andover Collection Smooth - Chatham Blend with Portsmouth Cobble - Graphite inset Top Right: ScapeStone Fire Pit - Quarry Blend with CastStone Coping - 6" Ancestral Seat Walls with Ancestral Coping - MillStone Circle Pak Vineyard Blend Bottom Right: ScapeStone XL Fire Pit - Quarry Blend with XL CastStone Coping - Yankee Cobble Circle Pak - Vineyard Blend with Yankee Cobble Squares - Graphite



Fire Pits



Left Page: ScapeStone Fire Pit - Vineyard Blend with CastStone Coping and Gas Insert with Black & Blue Fireglass Mixed - Ancestral Seat Wall 3" & 6" - Vineyard Blend with Bluestone Coping - Andover Collection - Chatham Blend, Permeable

*Right Page: Top: Ancestral WallStone Firepit - Quarry Blend with CastStone Coping - Andover Collection Smooth Oxford Grey with 5511 Graphite Band
Bottom: King of Hearths King Arthur Fireplace and Side Boxes with New England Blend Square & Rectangle Veneer and Bluestone Accents - Finesline Rectangles - Vineyard Blend & Squares - Quarry Blend*



Gas Fireplaces & Fire Pits



OUTDOOR GAS FIRE PITS & FIREPLACES

Ideal has partnered with a leader in gas outdoor fire pit and fireplace burner systems, controls, venting and accessories. We carry a wide variety of options to create fire pits and fireplaces that will enhance and complement your home. Choose from a selection of lava stone or glass media and inset burners to complete your project.

COLOR OPTIONS & GAS INSERTS

Please contact your local sales representative or dealer for additional color options.




Reflective Large
Ebony



Reflective Large
Cobalt



Broken
Pepper



Broken
Seabreeze



Lava Stone
Rock & Boulders



TMSI Round Pan



TMSI Square Pan

FIRE PITS - WOOD & GAS FIRED



Enjoy the warmth and charm of a glowing fire with family and friends. Our affordable “Block-n-Ring” Fire Pits are compact, solid in construction and easy to build. There is no guess work! Choose from four styles, all with block in rich, earthtone colors and steel inserts in either square or round configurations. Fire pits can be customized by adding banding, coping, cooking grates or gas inserts.

SCAPESTONE™ FIRE PIT FEATURES

- ScapeStone - 30" inside diameter/42" outside
- Heavy-duty steel round frame insert

OPTIONAL:

- Ring insert with cooking grates (500 sq. in. area)
- CastStone Coping

SCAPESTONE™ FIRE PIT XL FEATURES

- ScapeStone XL - 44" inside diameter/60" outside
- Heavy-duty steel round frame insert

OPTIONAL:

- CastStone Coping

OLDE BOSTON™ FIRE PIT FEATURES

- Olde Boston - 28" inside diameter/44" outside
- Heavy-duty steel square frame insert

OPTIONAL:

- Bluestone coping with thermal finish top & edge
- CastStone Coping

ROMAN PISA® FIRE PIT FEATURES

- Roman Pisa - 28" inside diameter/44" outside
- Heavy-duty steel square frame insert
- Bluestone coping with thermal finish top & edge or CastStone Coping

DIMENSIONS & COVERAGE

ScapeStone FP Block	4"h x 12"l x 6"d	11/course	20 lb ea
Round Ring Insert	30" dia x 8"h	---	34 lb
Round Ring-n-Grate	30" dia x 8"h	500 sq in	67 lb
CastStone Coping	7"w x 44 1/2"o.d. x 3"h	3 pcs	55 lb ea

DIMENSIONS & COVERAGE

ScapeStone XL Block	4"h x 12 3/8"l x 6 1/4"d	14/course	22 lb ea
Round Ring Insert	44" dia x 8"h	---	50 lb
CastStone Coping	7 1/2"w x 60"o.d. x 3"h	4 pcs	80 lb ea

DIMENSIONS & COVERAGE

Olde Boston Wall Block	4"h x 12"l x 8"d	12/course	28 lb ea
Square Frame Insert	27 1/2" x 27 1/2" x 8"d	---	35 lb
Bluestone Coping	10"w x 38 1/2"l x 3" h	4 pcs	70 lb ea

DIMENSIONS & COVERAGE

Roman Pisa Jumbos	6"h x 12"l x 8"d	8/course	32 lb ea
Roman Pisa Corners	6"h x 12"l x 8"d	4/course	32 lb ea
Square Frame Insert	27 1/2" x 27 1/2" x 8"d	---	35 lb
Bluestone Coping	10"w x 38 1/2"l x 3" h	4 pcs	70 lb ea
CastStone Coping	10"w x 38 1/2"l x 3" h	4 pcs	99 lb ea

STEEL INSERT OPTIONS



Round, no grate
ScapeStone & ScapeStone XL



Round with cooking grates
ScapeStone



Square
Olde Boston Wall & Roman Pisa

GET CREATIVE - MIX & MATCH




ScapeStone - 44 pcs
Newport Cobble accent - 24 pcs
Round Ring Insert and CastStone Coping



ScapeStone - 44 pcs
CastStone Coping
Round Ring-n-Grate Insert



 ScapeStone - 44 pcs
Natural Gas Insert (see page 81)



Olde Boston - 36 pieces
Olde Boston accent - 12 pcs
Square Frame Insert and CastStone Coping



Roman Pisa - 16 Jumbo and 8 Corner Units
Olde Boston accent - 12 pcs
Square Frame Insert and CastStone Coping



Olde Boston - 48 pcs
Square Frame Insert
CastStone Coping

SCAPESTONE & SCAPESTONE XL COLORS



Quarry Blend



Vineyard Blend

OLDE BOSTON COLORS



Quarry Blend



Vineyard Blend



Pewter



Charcoal

ROMAN PISA COLORS



Quarry Blend



Vineyard Blend

COPING OPTIONS



CastStone Coping
for ScapeStone & ScapeStone XL
Available in Slate Grey



CastStone Square Coping
Available in Slate Grey
and Graphite



Bluestone Square Coping



Kitchens & Barbecues



Outdoor Entertaining

Outdoor entertaining areas provide the perfect spots to relax, unwind, and connect with family and friends. Design a backyard oasis that is unique to your home and lifestyle. Whether your yard has acres of useable space, or is just a postage-stamp urban lot, we have the products to make your yard a place to create memories that will last a lifetime.

Left Page: 42" Twin Eagles Grill with Warming Drawer Combo & Refrigerator, Primo Ceramic Grill • Thermal Edge, Honed BlueStone Counter • Ancestral 6" Island, Andover Collection StoneCleft - Chatham Blend **This Page Bottom Left:** New England Blend Mosaic Veneer Island with Granite Counter Tops • 36" Twin Eagles Grills, Power Burner, Refrigerator, Double Storage Drawer, Double Access Doors, Trash Chute & Drawers • MillStone - Vineyard Blend, Pattern 6 **Top Right:** 42" Twin Eagles Grill, Refrigerator, Power Burner, Storage Drawers • Thermal Edge BlueStone Counter • Full Color Irregular Bluestone



KITCHEN ISLANDS & BARBECUE SURROUNDS

Outdoor kitchens and barbecue are one of the most popular requests for extending living space outside the home. From a simple grill surround to a complete kitchen featuring our Twin Eagles and Delta Heat grills, rotisseries, burners, refrigerators, and accessories, we have the products to create a gorgeous and highly functional outdoor dining experience. Enhance the space with a Primo Ceramic Grill, a perfect mainstay for any outdoor kitchen.

Choose from our variety of Natural Stone Veneers cut in ashlar, ledgerstone, mosaic, squares and rectangles, and rounds offered in eight beautiful color options, or select one of our concrete wall styles, such as Olde Boston Wall, Ancestral WallStone, or Roman Pisa to create a custom look that will enhance your home. Our elegant Granite, Bluestone or CastStone counters are the perfect choice to top off your grill island.



Power Burner



Outdoor Refrigerator



Outdoor Sink



Primo Ceramic



Olde Boston Wall Quarry Blend



New England Blend Ledgerstone



New England Blend Round

Top Left: Ancestral Wall Island 6" - Quarry Blend with Honed Edge Bluestone Counter • Sink, Primo Ceramic Grill, Twin Eagles Grill • Andover Collection StoneCleft - Chatham Blend **Top Right:** Ancestral Wall Island 3" & 6" - Vineyard Blend • Primo Ceramic Grill, 42" Grill, Storage Drawers, Honed Edge Bluestone Counter • Andover Collection - Chatham Blend



TWIN EAGLES



Twin Eagles is our top-of-the-line grill and accessories line. Twin Eagles uses premium-grade 300 series stainless steel, precisely cut with advanced lasers and constructed with heli-arc welding technology for the intense strength and durability essential for outdoor use. You'll see and feel their commitment to quality in every interaction with their superbly engineered and crafted equipment – responsive, intuitive, easy to use. And your family and friends will taste it in every delicious bite. Twin Eagles – built for the serious grill master!

FEATURES

- Built-in premium grills with exceptional style, quality and performance
- Unique designs with contoured angles, seamless welds and hi-polished accents
- LED-illuminated knobs and interior lighted hood for nighttime cooking
- Optional infrared rear rotisserie burner and rotisserie set
- Refrigerators, warming drawers, griddles, sinks, coolers, bar and other accessories



Delta Heat products are engineered, designed and manufactured by the industry leading premium grill and outdoor kitchen equipment experts – Twin Eagles, Inc. They understand that the right features, exceptional performance and longevity are important to you. Rest assured that these attributes are at the forefront of all Delta Heat products.



MillStone - Vineyard Blend, Pattern 4 Walkway and Pattern 6 Patio - Ancestral WallStone 6" and Coping - Vineyard Blend - ScapeStone Fire Pit - Vineyard Blend with Gas Insert - Chelmsford Pillar Caps - Under Cap and Path Lighting



Finishing Touches



PILLARS & PILLAR CAPS

Pillars add a desired element to landscape design, providing definition and form to the landscape and property lines. Whether they are used to frame a stately entry or define an outdoor space, pillars can be a perfect finishing touch for your outdoor living space. Pillars can be topped with our CastStone Chelmsford™ or CastStone Carlisle™ Pillar Caps or with natural stone such as Bluestone, Granite or Limestone. Add lighting or finials to complete and customize the look. Pillars can be stand-alone or may be integrated into one of our free-standing double-sided walls. Choose from a variety of wall styles to create your pillars, including Roman Pisa, Ancestral WallStone, and Olde Boston Wall, or utilize natural stone such as stackstone, or one of our many stone veneer selections.

CASTSTONE CHELMSFORD™ & CARLISLE™ PILLAR CAPS

- Ideally suited for pillars made from our segmental walls or natural stone
- Natural look feather edges
- Chelmsford Pillar Cap available in Slate Grey
- Carlisle Pillar Cap available in Slate Grey and Graphite

DIMENSIONS & COVERAGE

Chelmsford Pillar Cap	24" x 24"	3" thick with a 2" crown	160 lb
Carlisle Pillar Cap	24" x 24"	3" thick	148 lb

NATURAL STONE OPTIONS

- Bluestone
- Limestone
- Granite

Top Left: Roman Pisa Pillars - Vineyard Blend with Chelmsford Pillar Cap **Top Middle:** Roman Pisa Pillars & Seatwall - Vineyard Blend with Universal Coping Caps • 24" Colorfalls Kit • Andover Collection StoneCleft - Chatham Blend • ScapeStone Fire Pit - Quarry Blend with CastStone Coping & Gas Insert
Top Right: Roman Pisa - Quarry Blend Pillar with Carlisle Pillar Cap • Ancestral Wall 6" - Quarry Blend with CastStone Coping



Chelmsford Pillar Cap



Carlisle Pillar Cap





CURBSTONE™ EDGING

CurbStone features a rustic, timeworn finish that is ideal for edging planters, drives, or walkways. CurbStone is equally attractive with our Traditional or Tumbled pavers.

■ Available in Quarry and Vineyard Blends

DIMENSIONS & COVERAGE

CurbStone	4" x 12"	8" high	1 pc/lf	25 lb	90 lf/cube
-----------	----------	---------	---------	-------	------------



Top Left: Vineyard Blend

BULLNOSE COPING

The perfect finishing touch for your pool deck, jacuzzi, or as stair treads, our BullNose Coping perfectly complements any of our lines of interlocking concrete pavers.

DIMENSIONS & COVERAGE

BullNose Coping	4" x 12"	2 1/8" thick	3 pcs/lf	9 lb	52 lf/cube
-----------------	----------	--------------	----------	------	------------

Vineyard Blend

Quarry Blend

Pewter



If used as stair treads that will be subject to deicing chemicals, coping units must be treated with a non-film forming, penetrating-type sealer. See your local Ideal Dealer for more information.



Top Right: Vineyard Blend



ATLANTIC® COLORFALLS™

Incorporate the beauty of water and light into our popular landscape wall styles with Atlantic Water Garden's Colorfalls, the first lighted weir specifically designed for water features. Colorfalls will add simple, elegant beauty to your outdoor space, day and night.

FEATURES

- Available in clear, colored or color-changing LED light bars
- Light bars are available in three widths - 12", 24" and 36"
- Kits include basin, pump, and built-in plumbing recesses
- Easily incorporated into our popular segmental walls or natural stone walls with minimal cutting



Top Left: Roman Pisa Pillars - Vineyard Blend with Colorfalls Spillway • ScapeStone - Vineyard Blend Fire Pit, CastStone Fire Pit Coping with Gas Insert • Andover Collection StoneCleft - Chatham Blend

LANDSCAPE LIGHTING

There is no better way to highlight the beauty of hardscape features than with landscape lighting! Whether you are looking to light up the night, or simply add a few accents to your walls or walkways, landscape lighting can provide the perfect finishing touch to any outdoor space at night.

From simple under the coping lights, to full spotlights and everything in between, the possibilities are endless. Available in a variety of finishes and types, and in both white and color changing light, landscape LED lighting is an easy to install and an inexpensive way to take your project to the next level, allowing you to enjoy the space both day and night.



Top Right: MillStone - Vineyard Blend Pattern 6 & Pattern 4 • Ancestral WallStone 6" & Coping - Vineyard Blend • ScapeStone Fire Pit - Vineyard Blend • Chelmsford Pillar Caps • Undercap and Path Lighting



Natural Stone

Mother Nature's Best

The character and beauty of "Natural Stone by Ideal" tastefully integrates with the colors, textures and tones of our concrete pavers and walls creating the perfect collaboration of hardscape materials.

Choose from New England favorites such as granite, bluestone, fieldstone or flagstone. Interior or exterior, natural stone is well suited for both residential and commercial projects—from fireplaces and chimneys, to landscape walls and outdoor rooms, veneer, patios, steps and stairs. So many choices, so many stunning uses!

Natural Stone
by **Ideal**[®]

MillStone - Vineyard Blend Circle Pak & Pattern 6 - King Arthur Fireplace - Weathered Wall Run Full-Bed Veneer with Salt and Pepper Granite Coping [Custom Cut] - Twin Eagles Grill, Refrigerator, Storage Drawers





NATURAL STONE STEPS & TREADS

Mother Nature has given New England a look all its own. Why not make the finishing touches to your hardscape project just as unique? Incorporating natural stone full steps or capping your step risers with natural stone treads is the perfect way to add New England warmth and character to any elevation change. Want the best Mother Nature has to offer? We have a variety of styles, sizes and finishes including granite, bluestone and limestone, and we also offer custom sizes as needed.

Top Left: Bluestone Treads • CT Gray LedgeStone Veneer Risers • MillStone - Vineyard Blend, Running Bond **Bottom Left:** Standstead Granite Steps • Portsmouth Cobble - 2:1 Chatham & Oxford Blend, Running Bond with Graphite Border **Top Right:** Salt and Pepper Granite Treads • New England Blend LedgeStone Veneer Risers, Salt and Pepper Granite Treads




Phoenician Buff Granite [wet] • Blue Mist BullNose Coping



Natural Stone by Ideal®

Top Left: Thermal Bluestone • New England Natural Round Wall with Bluestone Coping **Bottom Left:** Jumbo Granite Cobbles **Top Right:** Thermal Bluestone Pattern Stock

King Arthur Fireplace, CT Gray Mosaic Veneer, Bluestone Hearth - Ancestral Wallstone 3" & Coping - Quarry Blend - Yankee Cobble - Vineyard & Quarry Blend 50/50, Pattern 6



Natural Stone Veneer

NATURAL STONE VENEER



Ideal's natural stone veneer is the perfect upgrade for your home. Whether you want to make a statement by facing the front of your home or upgrade the appearance of existing steps, we have the answers.

Exclusive Blends



Mountain Mist Mosaic

Connecticut Gray



Ashlar

Connecticut Tan



Ashlar

New England Blend



Ashlar

Magalloway Gray



Ashlar

CT River Blend



Ashlar

Cedar Stream



Ashlar



Natural Mosaic



Ledgestone



Ledgestone



Ledgestone



Ledgestone



Ledgestone



Ledgestone



Natural Rounds



Mosaic



Mosaic



Mosaic



Mosaic



Mosaic



Mosaic



Square & Rectangle



Square & Rectangle



Square & Rectangle



Square & Rectangle



Square & Rectangle



Square & Rectangle



Rounds

We strongly recommend using an experienced craftsman to achieve the looks shown on these pages. The stones have been professionally shaped and trimmed to fit tightly together. This often requires more material, so be sure to take this into consideration when placing your order.



DIMENSIONS & COVERAGE

Exclusive Blends, CT Gray, CT Tan, & New England Blend

Thin Veneer Flats	+/- 1.5" Thickness	12 sf/layer	168 sf/crate
Thin Veneer Corners	+/- 1.5" Thickness	By the lf	100 lf/crate
Full Bed Depth	3" - 5" Thickness	By the tn	1.5 tn/crate (Approx. 35-40 sf/tn)

Magalloway Gray, CT River Blend, and Cedar Stream


Thin Veneer Flats	+/- 1.5" Thickness	10 sf/layer	160 sf/crate
Thin Veneer Corners	+/- 1.5" Thickness	By the lf	50 lf/crate

GRANITE & BLUESTONE

Granite is one of New England's signature natural stones and has been used for hundreds of years in residential, commercial, and municipal projects for its beauty and durability. From cobbles and edging to stairs, posts, coping, and slabs, we offer a complete line of products to suit any project.



Granite Steps



Granite Treads



PA Blue
Thermal & Natural Cleft



Full Color
Thermal & Natural Cleft



Treads
Top: Bluestone
Middle: Salt and Pepper Granite
Bottom: Blue Mist Granite



Salt & Pepper Granite



Blue Mist Granite

GRANITE COBBLES

All colors:

- 4 x 4 x 4 in. – Cube
- 5 x 5 x 9 in. – Regular
- 7 x 4 x 10 in. – Jumbo

Grey only:

- 4 x 4 x 8 in. – Landscape
- 6 x 3 x 12 in. – Footlong
- 6 x 3 x 6 in. – Half Footlong



Yellow



Grey



Pink



Black



Thermal Finish

Natural Cleft Finish

Bluestone and Granite products are all available in treads, steps, pattern stock, slabs, and custom sizes.



Jumbo Grey Cobbles



American Granite Slabs

LIMESTONE



Limestone available in 2" tread stock in multiple lengths

BULK & PALLETIZED STONE

Step out of the box and explore our bulk and palletized stone. We offer irregular stone, risers, and palletized wallstone in addition to timeless New England Round Stone.


Natural Stone
by **Ideal**[®]



Weathered Fieldstone



New England Natural Rounds (Ideal Exclusive)



Full Color Irregular Flagging



PA Natural




PA Natural



Colonial Grey



Lilac



Colonial Grey Risers

MEETING YOUR EXPECTATIONS

As you consider a new walkway, patio, driveway, landscape wall, or other hardscape project, you have lots of choices as to which product and color to select. It's an important decision. After all, it's an investment that should meet your expectations for years to come. So we thought it would be helpful and responsible to pass along some sound advice.

What should be realistic expectations for your pavement or wall? Our pavers, walls and garden products are commercial grade – unlike similar products found in large home improvement stores. Ours are factory made and delivered in ready-to-use condition that meets the highest industry standards. This means they are strong, dense and durable. Properly installed, your pavement and landscape walls will provide years of lasting beauty and dependable performance!

Ideal has made and sold hundreds of millions of paving stones and countless landscape walls since 1975. In fact, no other manufacturer has sold more in New England than Ideal. Our name has become synonymous with quality, service and reliability. While some manufacturers would lead you to believe their pavers and walls will never change in appearance, we believe in a more realistic position. After all, over time Mother Nature takes her toll on everything! We keep this in mind in our design. So while normal wear and tear and exposure to the elements are part of the natural aging process, you can expect the color tones, shape and pattern of Ideal products to remain for a lifetime!

For additional information, we recommend ICPI Peak Performance for Concrete Pavers, a maintenance guide for consumers, published by the Interlocking Concrete Pavement Institute. It contains a wealth of information that will help keep your pavement in tip top shape and can be found on our website.

COLORS: OUR BEAUTY IS MORE THAN SKIN DEEP

Our pavers and walls are saturated with rich colors... top-to-bottom...not just at the surface. Because color is throughout, chips, dings and scratches, which are inevitable, quickly “blend-in” and are hardly discernible. Don't be fooled by products where color is concentrated only in the thin veneer. After all, our products are a lifetime investment.



OUR PROCESS: IT'S ONLY NATURAL

Our pavers and walls are made with natural ingredients. Look closely and you will find a unique character to each and every paver and wall. In fact, no two look exactly alike. You will see subtle variations in color and texture for a truly natural appearance. Our color blends contain two or more pigments to achieve a random variegation and even our solid colors have nuances in tone and hue. Please remember that, unlike a painted surface, concrete products have inherent texture and shade variations. The product you receive may vary in color and texture from samples. Cubes of product may contain a different percentage of colors and textures than shown in this catalog. As you would with dye lots in fabric and carpet, purchase your pavers and walls all at one time. When installing, select product randomly and simultaneously from several cubes for uniform color distribution.

TUMBLER OR TRADITIONAL: WE COME CLOSE TO FOOLING MOTHER NATURE

We manufacture our pavers and walls with a choice of finishes. Choose pavers with a traditional surface or ones with the look and feel found in vintage pavements. From our wall collection select styles with a rugged split face or our tumbled finish that resembles handcrafted walls of yesteryear. To faithfully reproduce the color, texture and durability of vintage stone, we use an innovative technology that enables us to impart an “old world” charm using a unique factory process that antiques the surface, while preserving the inherent structural stability. We call it Genuine Drum-Roll Tumbled, and although it takes more time and effort than automated processes used by other manufacturers, it creates pavers and wallstones that truly capture the nostalgia of time-honored colors and textures of natural materials.



A PICTURE IS WORTH A THOUSAND WORDS

How true the saying is that a picture conveys an image that words can never describe. That is why we use pictures generously throughout this catalog to depict our products. And yet many factors influence one's perception of images and colors, and they may appear different from one photo to the next. Angle of light and time of day greatly affect perception, and colors printed in ink cannot exactly match the actual concrete product colors. The point we are trying to make is the images shown in this catalog are only the first step in selecting colors. Once you have narrowed your choices, obtain actual samples from your dealer or contractor. View them in the setting where they will be installed before making your final selection.

EFFLORESCENCE

A white haze known as efflorescence sometimes appears on the surface of concrete and masonry products. Technically known as calcium hydroxide, it can come from a number of sources and appears as a white film when carried to the surface by moisture. It may appear randomly or in certain areas and is more pronounced on darker colors. The good news is efflorescence does not affect longevity or structural performance. Although unsightly when it first appears, in many cases it is scoured off during installation, or if desired, it can be removed using specialty cleaners. Otherwise, it will typically lessen, or dissipate, over time with rain, snow and wear.

Because efflorescence can be a natural by-product of cement hydration, its presence is not indicative of a flawed or defective product. We, as do all other manufacturers, disclaim it from our warranty.

LIFETIME WARRANTY

We back our pavers and walls with our Name and a Lifetime Warranty on the structural integrity of our products used in residential applications. Product that proves to be defective by failing to meet ASTM industry standards will be replaced without cost. We will do our best, but color, texture and finish of replacement product may not match the original, and cost of labor is not included. Proof of purchase is required. All warranty claims must be made prior to removal or disposal of product in question and be approved in writing. Please note, color variance and efflorescence do not constitute an actionable claim against our warranty. Other exclusions apply. Please visit www.PaversbyIdeal.com/warranty for complete details.



SNOW, ICE AND DEICERS

Our pavers and walls are more than beautiful. They have the strength and durability to withstand New England's harsh winters and, when properly installed, snow removal is no problem...either by shovel, snow blower or a plow using a rubber or poly plastic cutting edge.

The surface of our pavers is slip and skid resistant even when wet. Ice, on the other hand, can be slippery, particularly as it melts, and common sense should be used to prevent slips and falls. We recommend sand for traction. It can be applied liberally and as often as needed. Sand provides a visual reference of its presence and can be felt underfoot as a tangible medium aiding foot traffic. Clean, untreated sand has no corrosive effect on steel, metal, clay brick, cast-in-place concrete or concrete pavers and it can be swept into the paver joints or removed by conventional sweeping or vacuuming.

Concrete pavers are exceptionally robust in resisting the effects of deicing chemicals. **We have manufactured pavers that have been exposed to salts for over 45 years!** Nevertheless, chlorides can be harmful to concrete, steel and other building materials depending on the type, concentration and frequency of application. If using a deicer, we recommend a NaCl sodium chloride. We strongly advise against the use of other types, particularly magnesium and potassium chloride, and products that contain a blend of these chemicals.

READ ME

Throughout our catalog, this icon is displayed with a variety of products. It is our way of pointing out essential instructions unique to the particular paver to assure the best outcome when transporting, handling, installing and removing snow from the pavers.



While all pavements experience wear and tear over time, a little care and attention go a long way to avoid marring the surface early on. Protect the faces from abrasions and scratches that occur when units are slid across the top of the layer below. Do not drop them. Most important, stipulate that a urethane pad be attached to the plate of the compactor when it is run over the pavers to avoid scuffing the surface - particularly for styles with embossed and clefted faces. Do not overlook snow removal. Take precautions that the height of snow blowers and plow blades are adjusted or a poly blade is used on plow edge. Surface scratches are not covered by our warranty. If unsure what should be done, identification tags attached to every cube when the product is delivered provide the information you need to know.


VISIT OUR WEBSITE TO LEARN MORE

We invite you to visit our website PaversbyIdeal.com. It offers a wealth of information including:

- Where to buy
- Photo gallery
- Easy to follow how-to instructions
- Product literature
- Paver and Wall Comparison Charts
- Patterns
- Wall Guide to selecting the best style
- Technical specifications
- Contractor Paver and Wall Guides
- Cross sections and drawings
- Case studies
- Cleaning and sealing guide
- Much, much more

Ideal proudly supports ICPI, NECMA, and NHExpo by taking an active leadership role in developing standards and best practices that serve to advance the industry for its members, community, and constituency.





YOUR COMPLETE RADIANT HEAT SOLUTION

In New England, snow and ice are a way of life during the cold winter months. Snowmelt systems are an easy, convenient, and inexpensive way to keep your driveway, walkway and patio free of snow and avoid slips and falls due to ice. Electric heating systems are popular because of their ease of installation and surprisingly reasonable cost to operate. Unlike hydronic, or liquid heat systems, they do not require a dedicated boiler system. Heat cables embedded in the pavement run off of your existing power supply.

A ProLine Radiant Heat System is fully automated and maintenance free. Their professional grade heat cables are UL listed and backed with an industry leading 10-year warranty. Wrapped with a durable insulated coating, the cables provide uniform heat along their entire length and are effective with melting snow even at the furthest distance. When snow falls, a sensor device activates power to the insulated cables. The heated pavement melts snow upon contact and prevents ice from forming on the surface. No more going out in the cold to shovel, snow blow or plow!

If dealing with snow and ice is something you want to cross off your list, please contact us. We can custom design a system to meet your needs and budget by calculating the lay-out of the cables in the area where you want snow to melt and provide you with an estimate of the cost to run it based on an annual snowfall for your location. Once you give us the go-ahead, we will work with your contractor to finalize the design with a CAD diagram showing placement of mats, snow sensor and power source. A qualified electrician of your choice completes the system by connecting the power.

ProLine snow melt systems add significant value to your home and eliminate the use of harmful salts and snowmelt chemicals that can damage your pavement and bordering landscape. Have an existing driveway or walkway? We can help there too!

So, when snow is in the forecast, let it snow, let it snow, let it snow! You will be warm and cozy inside your home and have peace of mind, knowing that your walks and driveway will be automatically cleared, regardless of the weather conditions.



DESIGN ASSISTANCE

A beautiful landscape begins with a great design. When planning a large-scale hardscape project with multiple patios, terraced walls, seat walls, fire features, and outdoor kitchens, it can be difficult to envision how they will coordinate with one another. Whether it's a new or an existing property, we can work with you to develop a plan to create a visually beautiful and functional space that enhances your property and outdoor living experience for you and your family.

Many contractors offer this kind of design service. We also offer in-house design or we can recommend an outside professional designer to bring your dream project to life. They will take the time to learn your preferences and lifestyle and work with you to create detailed renderings so realistic you will swear it was already built! Ask for details.

Before



3-D Design Rendering



After



PROFESSIONALLY INSTALLED OR DO-IT-YOURSELF? WE CAN HELP!

Deciding often depends on the size and scope of the work, as well as how ambitious you are. While small walks may be a weekend project, others will take far longer. Your Pavers by Ideal dealer can suggest contractors suited for your project. Be sure to check references, visit projects they have installed, make sure they have insurance and...get it in writing!!



Visit our website www.PaversbyIdeal.com for more helpful tips on hiring a contractor. For the ambitious DIY-er we have easy-to-follow instructions that will guide you step-by-step for beautiful results. Ask your *Ideal Authorized Dealer* for one of our paver or wall installation booklets or download them from our website.

PAVER INSTALLATION

- Excavate and thoroughly compact area to be paved.
- Install and compact base in 2-4" layers (1 1/2" processed gravel or 3/4 crusher run).
 - Typically 4-6" deep for walkways and patios
 - Typically 6-8" deep for pool decks (see your Dealer for more information)
 - Typically 8-12" deep for driveways
- Install edge restraints directly on the base and secure with 10" steel spikes.
- Spread coarse concrete sand and screed to a uniform depth of 1" thick.
- Starting from a 90° corner, place pavers in desired pattern and cut where necessary to fit. Use 2 3/8" thick pavers for most residential applications and 3 1/8" thick pavers for commercial vehicles.
- Compact the pavers into the sand bed with a plate compactor or rubber mallet.
- Sweep dry sand into joints and compact. Repeat procedure until the joints are full.

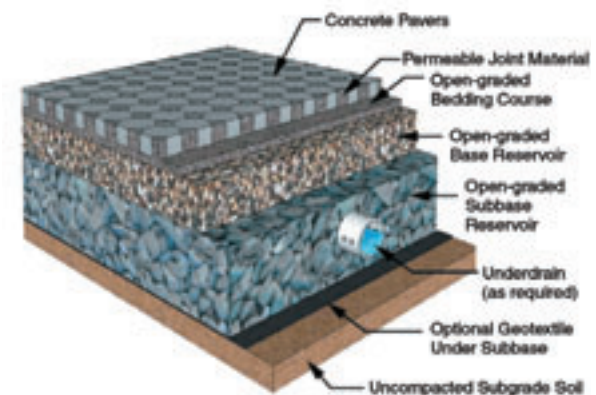
Note: Poor draining soils, such as clay, may require additional excavation and base material and the use of a woven geotextile fabric.



PERMEABLE PAVER INSTALLATION

The installation method is similar to our regular pavers with a few important differences.

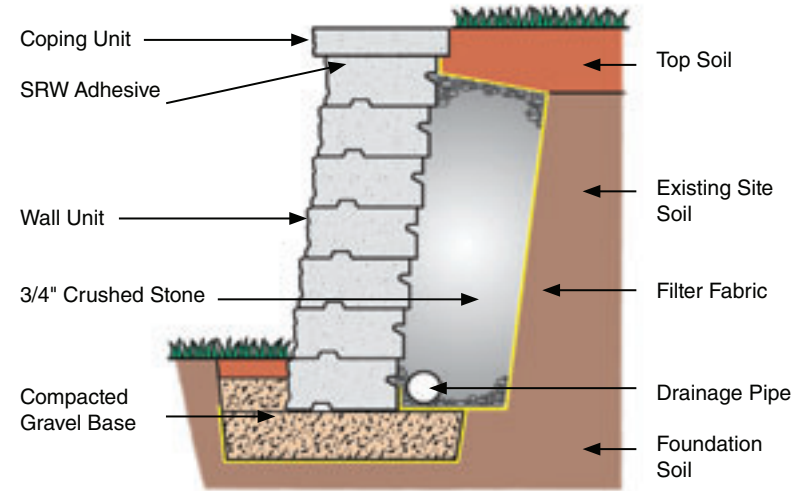
- While processed gravel can be used as a base, we recommend open-graded stone, preferably 1 1/2" open-graded crushed stone, for peak performance.
- Deeper excavation is required.
 - Typically at least 6-8" for walkways and patios
 - Typically a minimum of 8-12" for driveways
- The setting bed increases to 2".
- 3/8" crushed stone is used for the setting bed.
- 1/4" chip stone is used to fill the joints and openings.
- Edge restraint requires the use of the Berm Method, CurbStone Edging or SEK PermEdge.



RETAINING WALL INSTALLATION

Retaining walls under 4' high are usually built as a gravity wall, where the weight, depth and set-back of the units provide resistance.

- Excavate a trench about 12" deep by 24" wide for the length of the wall. Compact the subgrade soil thoroughly and line excavated area with landscape fabric.
- Fill trench with 1 1/2" processed gravel or 3/4" crusher run base material and firmly compact in 2-3" layers until base is 6" thick.
- Place and level the first course of wall units on the base.
- Place perforated pipe behind the wall for drainage and backfill with 3/4" crushed stone.
- Place successive courses by stacking wall units on top of the row below, staggering joints as you go.
- Depending on the style wall, units will connect and automatically step back with pins or a tongue and groove.
- Backfill with 3/4" crushed stone behind each course and in each core if applicable and compact.
- Finish the wall by attaching coping units with Ideal's SRW adhesive.



SPECIAL CONSIDERATIONS

Walls 4' and higher, terraced walls, sites with weak or wet soils, slopes and other loading conditions, such as a driveway above the wall, require special consideration. These are reinforced walls that are built using other construction techniques, including the use of geogrid and we recommend using a soils engineer and a professional contractor for these situations.

GravityStone® retaining walls, pillars, and free-standing walls require different construction methods. Please see our wall guides available at www.PaversbyIdeal.com for more information on installation.

Play it safe and contact your *Pavers by Ideal® Authorized Dealer* for more information regarding the above special considerations.

WALL GUIDE CHART

Product	Double-Sided Free Standing	Sitting Wall	Garden Wall <27"	Retaining Wall <48"	Retaining Walls >48" <72"	Retaining Walls >72" <96"	Retaining Walls >96"
Ancestral Wall	A Best Choice	A Best Choice	A Best Choice	Up to 24"	No	No	No
Olde Boston WallStone	Yes	Yes	A Best Choice	No	No	No	No
Roman Pisa	No	No	Yes	Yes	Yes with Grid	Yes with Grid	Yes with Grid
StoneWall	No	No	Yes	Yes	Yes with Grid	Yes with Grid	Yes with Grid
StoneWall Tumbled	No	No	Yes	Yes	Yes with Grid	Yes with Grid	Yes with Grid
Fat Face & 2/3 Scored	No	No	Yes	Yes	Yes with Grid	Yes with Grid	Yes with Grid
GravityStone	Yes	Yes	Yes	Yes	Mini Cell Best Choice	Single Cell Best Choice	Single Cell Best Choice

Trademark Information

Andover Collection,™ StoneCleft, Andover Collection,™ Smooth, Andover Collection,™ GrandStone, Andover 5511,™ Boston Colonial Pavers,® Georgetown Colonial Pavers,™ Yankee Cobble,™ MillStone,™ Town N' Country,™ Plaza Pavers,™ FineLine™ Series, Classico Retro,™ BrookStone,™ Portsmouth Cobble,™ CastStone,™ Coping, CurbStone,™ ScapeStone,™ ScapeStone XL,™ Olde Boston™ Wall, Ancestral™ WallStone & Coping, Chelmsford™ Step, Chelmsford™ Pillar Cap, Carlisle,™ Pillar Cap, RockPort™ Steps, Slate-Top Slab,™ Universal Coping,™ Color with 4D Technology,™ Encora,™ are trademarks of Ideal Concrete Block Co.
Ideal is contracted to produce a number of products under exclusive license agreements
Symetry® is a registered trademark of Symrah Licensing, Inc. Pisa2,® and Roman Pisa® are registered trademarks of RisiStone.
StoneWall,™ Fat Face,® Fat Face 2/3 Scored,® and GravityStone® are registered trademarks of Westblock Products, Inc.
Aqua-Bric® and Aqua-Bric 8™ are registered trademarks of Advanced Pavement Technology
Colorfalls™ is a trademark of Atlantic® Water Gardens.



QUALITY • SERVICE • RELIABILITY

The Ideal Way - Most likely you know us as Pavers by Ideal™, a registered trademark of Ideal Concrete Block Co., the name we market our line of hardscape products under. As a 4th generation family-owned business, we pride ourselves in honoring the Ideal tradition of quality and service which has been proudly passed along through four generations of the Burgoyne family.

Our commitment to quality - We take great pride in producing the finest concrete products available. They are manufactured according to strict industry specifications and are then benchmarked by our own exacting internal standards. Our commitment to excellence ensures superb quality, exceptional strength, lasting durability, and consistent, rich color.

Ideal...a name you can rely on! - We have made New England our home for over 98 years and one of the first companies in the United States to manufacture concrete pavers. We bring you over 45 years of experience and have sold millions of square feet of pavers and countless walls throughout New England! You can feel confident using Ideal. Our products are backed by a Lifetime Warranty and our name. After all, you might say we are time tested...since 1923.

We are here for you - Ideal values our relationship with our customers. We have partnered with an extensive network of Authorized Dealers throughout New England who share our core values to provide responsive customer service and expertise that meets your needs.



45-55 Power Road, Westford, MA 01886
232 Lexington Street, Waltham, MA 02452
Phone: 781.894.3200 | Fax: 978.692.0817

www.facebook.com/PaversbyIdeal
www.instagram.com/PaversbyIdeal
www.twitter.com/ByPavers

www.PaversbyIdeal.com

*Thank you,
The Burgoyne Family*