



中国认可
国际互认
检测
TESTING
CNAS L4065



2016191719D



Report No.:
报告编号: BTK20161013U06

检测报告

TEST REPORT

NAME OF SAMPLE: MITSUBISHI LITHIUM BATTERY CR2032

3,0V 220mAh

产品名称: 鋰金屬電池 MITSUBISHI CR2032 3,0V 220mAh

CLIENT: Long Trump International Co.,Ltd.

委托单位: 隆电国际股份有限公司

CLASSIFICATION OF TEST: Commission test

检测类别: 委托检测

广州邦天检测技术有限公司

Guangzhou MCM Certification and Testing Co., Ltd



Applicant information 申请资料	
Name of samples 样品名称	MITSUBISHI LITHIUM BATTERY CR2032 3,0V 220mAh 鋰金屬電池 MITSUBISHI CR2032 3,0V 220mAh
Type/ Model 型号规格	CR2032 3,0V 220mAh
Lithium metal content 鋰金属含量	0,064g
Trade mark 商标	—
Commission by 委托单位	Long Trump International Co.,Ltd. 隆电国际股份有限公司
Commissioner address 委托单位地址	Room 804, No.19 Building,No.1515 Gumei Road,Shanghai,China 上海市古美路 1515 号, 凤凰大厦 804 室
Manufacturer 制造商	Pro-Tek (Shenzhen) Co.,Ltd 博特科科技(深圳)有限公司
Manufacturer address 制造商地址	B1 building,Zone B,Songbai Industrial Park.Minghuan East Road,Shangcun Community Gongming office,Guangming New District,Shenzhen 深圳市光明新区公明办事处上村社区明环东路松白工业园 B 区 B1 号厂房
Factory 生产厂	Pro-Tek (Shenzhen) Co.,Ltd 博特科科技(深圳)有限公司
Factory address 生产厂地址	B1 building,Zone B,Songbai Industrial Park.Minghuan East Road,Shangcun Community Gongming office,Guangming New District,Shenzhen 深圳市光明新区公明办事处上村社区明环东路松白工业园 B 区 B1 号厂房
Appearance 样品外观颜色	Silver 银色
Sample status 样品状态	Good 完好
Package of goods 样品外包装	—
Quantity of sample 样品数量	40pcs
Sample identification 样品标识序号	c1#~c40#
Reference standard 参考标准	MH/T1052-2013 《Tests for lithium batteries transported by air》 MH/T1052-2013 《航空运输锂电池测试规范》
Receiving date 接样日期	2016.10.13
Completing date 测试完成日期	2016.12.14

Test Conclusion 测试结论					
No. 序号	Name of test 测试项目名称	Testing standard 测试标准	Test result 测试结果	Conclusion 本项结论	Remarks 备注
1	Altitude simulation 高度模拟	UN Manual of Tests and Criteria ST/SG/AC.10/11/Rev.5/ amend.2, 38.3. 联合国《关于危险货物运输的建议书试验和标准手册》ST/SG/AC.10/11/ Rev.5/amend.2, 38.3.	See Appendix 1 见附表 1	Passed 合格	/
2	Thermal test 温度试验		See Appendix 2 见附表 2	Passed 合格	/
3	Vibration 振动		See Appendix 3 见附表 3	Passed 合格	/
4	Shock 冲击		See Appendix 4 见附表 4	Passed 合格	/
5	External Short-circuit 外部短路		See Appendix 5 见附表 5	Passed 合格	/
6	Impact 撞击		/	/	N/A 不适用
	Crush 挤压		See Appendix 6 见附表 6	Passed 合格	/
7	Overcharge 过度充电		/	/	N/A 不适用
8	Forced discharge 强制放电	See Appendix 7 见附表 7	Passed 合格	/	

Conclusion/结论:
The MITSUBISHI LITHIUM BATTERY CR2032 3.0V 220mAh submitted by Long Trump International Co.,Ltd. have passed the above test items of UNITED NATIONS Recommendations on the Transport of Dangerous Goods, Manual of Test and Criteria ST/SG/AC.10/11/Rev.5/amend.2, 38.3.
由隆电国际股份有限公司送检的鋳金屬電池 MITSUBISHI CR 2032 3.0V 210mAh 符合联合国《关于危险品货物运输的建议书 试验和标准手册》ST/SG/AC.10/11/Rev.5/amend.2, 38.3 以上测试项目的要求。

Seal/检测专用章: 

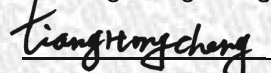
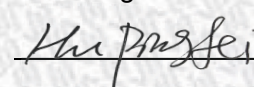
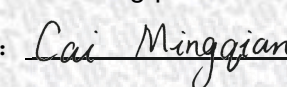
Date of issue:/日期: Dec.16,2016

WARM PROMPT: This test report can be used worldwide (including apply for the certification for safe transport of Shanghai Research Institute of Chemical Industry).
温馨提示: 此份报告全球通用 (包含申请上海化工鉴定书)。

Approver: Liang Hongcheng

Checker: Hu Pingfei



Tester: Cai Mingqian

批准: 审核: 测试: 

Photos of samples and markings

样品及标识照片

Battery (CR2032 3,0V 220mAh)



Appendix 1

附表 1

Test Items 测试项目	Altitude simulation 高度模拟						
1,1	Test procedure 测试步骤						
	Test cells and batteries shall be stored at a pressure of 11,6kPa or less for at least six hour at ambient temperature (20±5°C). 试验电池芯和电池在环境温度(20±5°C)下, 储存在小于等于 11,6kPa 的压力下至少六小时。						
1,2	Sample status 样品状态						
	The conditions of primary cells of sample No. C1# to C10# are in un-discharged state. C1#至C10#在未放电状态。 The conditions of primary cells of sample No. C11# to C20# are in fully discharged state. C11#至C20#在完全放电状态。						
1,3	Result 测试结果						
Sample No. 样品编号	Before 测试前		After 测试后		Mass loss 质量损失 (%)	Residual OCV 剩余电压 (%)	Test result 测试结果
	Mass 样品质量 (g)	Voltage 开路电压 (V)	Mass 样品质量 (g)	Voltage 开路电压 (V)			
C1#	3,0396	3,308	3,0396	3,308	0,000	100,00	○
C2#	3,0415	3,302	3,0415	3,302	0,000	100,00	○
C3#	3,0108	3,305	3,0104	3,304	0,013	99,97	○
C4#	3,0367	3,307	3,0367	3,307	0,000	100,00	○
C5#	3,0614	3,300	3,0614	3,300	0,000	100,00	○
C6#	3,0397	3,305	3,0397	3,305	0,000	100,00	○
C7#	3,0515	3,300	3,0525	3,300	0,000	100,00	○
C8#	3,0476	3,304	3,0476	3,304	0,000	100,00	○
C9#	3,0663	3,303	3,0663	3,303	0,000	100,00	○
C10#	3,0234	3,300	3,0244	3,300	0,000	100,00	○
C11#	3,0430	/	3,0440	/	0,000	/	○
C12#	3,0521	/	3,0521	/	0,000	/	○
C13#	3,0128	/	3,0138	/	0,000	/	○
C14#	3,1059	/	3,1069	/	0,000	/	○
C15#	3,0362	/	3,0362	/	0,000	/	○

C16#	3,0819	/	3,0819	/	0,000	/	O
C17#	3,0631	/	3,0631	/	0,000	/	O
C18#	3,0550	/	3,0550	/	0,000	/	O
C19#	3,0453	/	3,0463	/	0,000	/	O
C20#	3,0362	/	3,0372	/	0,000	/	O

Note: **L**-Leakage, **V**-Venting, **D** -Disassembly, **R** -Rupture, **F**-Fire, **O**-No leakage, no venting, no disassembly, no rupture, no fire.

注: **L**- 泄漏; **V**- 排气; **D**- 解体; **R**- 破裂; **F** - 起火; **O**- 无泄漏、无排气、无解体、无破裂、无起火。

Appendix 2

附表 2

Test Items 测试项目	Thermal test 温度试验						
1,1	Test procedure 测试步骤						
	<p>Test cells and batteries are to be stored for at least six hours at a test temperature equal to $72\pm 2^{\circ}\text{C}$, followed by storage for at least six hours at a test temperature equal to $-40\pm 2^{\circ}\text{C}$, The maximum time interval between test temperature extremes in 30 minutes, This procedure is to be repeated until 10 total cycles are complete, after which all test cells and batteries are to be stored for 24 hours at ambient temperature ($20\pm 5^{\circ}\text{C}$).</p> <p>将电芯和电池在温度为 $72\pm 2^{\circ}\text{C}$ 的条件下贮存不少于 6 个小时, 然后, 在温度 $-40\pm 2^{\circ}\text{C}$ 条件下贮存不少于 6 个小时, 两个温度间的间隔最长为 30min, 重复操作上述步骤直到 10 次, 然后, 将其在环境温度为 $20\pm 5^{\circ}\text{C}$ 的条件下放置 24 个小时。</p>						
1,2	Sample status 样品状态						
	<p>The conditions of primary cells of sample No. C1# to C10# are in un-discharged state. C1#至 C10#在未放电状态。</p> <p>The conditions of primary cells of sample No. C11# to C20# are in fully discharged state. C11#至 C20#在完全放电状态。</p>						
1,3	Result 测试结果						
Sample No. 样品编号	Before 测试前		After 测试后		Mass loss 质量损失 (%)	Residual OCV 剩余电压 (%)	Test result 测试结果
	Mass 样品质量 (g)	Voltage 开路电压 (V)	Mass 样品质量 (g)	Voltage 开路电压 (V)			
C1#	3,0396	3,308	3,0346	3,312	0,164	100,12	O
C2#	3,0415	3,302	3,0375	3,314	0,132	100,36	O
C3#	3,0104	3,304	3,0048	3,310	0,186	100,18	O
C4#	3,0367	3,307	3,0327	3,315	0,132	100,24	O
C5#	3,0614	3,300	3,0564	3,307	0,163	100,21	O
C6#	3,0397	3,305	3,0357	3,314	0,132	100,27	O
C7#	3,0525	3,300	3,0475	3,308	0,164	100,24	O
C8#	3,0476	3,304	3,0426	3,319	0,164	100,45	O
C9#	3,0663	3,303	3,0613	3,319	0,163	100,48	O
C10#	3,0244	3,300	3,0194	3,309	0,165	100,27	O
C11#	3,0440	/	3,0390	/	0,164	/	O
C12#	3,0521	/	3,0481	/	0,131	/	O

C13#	3,0138	/	3,0098	/	0,133	/	O
C14#	3,1069	/	3,1019	/	0,161	/	O
C15#	3,0362	/	3,0312	/	0,165	/	O
C16#	3,0819	/	3,0769	/	0,162	/	O
C17#	3,0631	/	3,0591	/	0,131	/	O
C18#	3,0550	/	3,0510	/	0,131	/	O
C19#	3,0463	/	3,0413	/	0,164	/	O
C20#	3,0372	/	3,0332	/	0,132	/	O

Note: **L**-Leakage, **V**-Venting, **D** -Disassembly, **R** -Rupture, **F**-Fire, **O**-No leakage, no venting, no disassembly, no rupture, no fire.

注: **L**- 泄漏; **V**- 排气; **D**- 解体; **R**- 破裂; **F** - 起火; **O**- 无泄漏、无排气、无解体、无破裂、无起火。

Appendix 3

附表 3

Test Items 测试项目	Vibration 振动						
1,1	Test procedure 测试步骤						
	Cells and batteries are firmly secured to the platform of the vibration machine without distorting the cells in such a manner as to faithfully transmit the vibration, The vibration shall be a sinusoidal wave form with a logarithmic sweep between 7 Hz and 200 Hz and back to 7 Hz traversed in 15 minutes, This cycle shall be repeated 12 times for a total of 3 hours for each of three mutually perpendicular mounting position of the cell. 将电芯和电池牢固地安装在振动台的台面上，然后开始振动。振动以正弦波形式，以 7Hz 增加至 200Hz，然后再减少回到 7Hz 为一个循环，一个循环持续 15 分钟的对数扫频。每个电芯和电池从三个互相垂直的方向上循环 12 次，3 个小时。						
1,2	Sample status 样品状态						
	The conditions of primary cells of sample No. C1# to C10# are in un-discharged state. C1#至 C10#在未放电状态。 The conditions of primary cells of sample No. C11# to C20# are in fully discharged state. C11#至 C20#在完全放电状态。						
1,3	Result 测试结果						
Sample No. 样品编号	Before 测试前		After 测试后		Mass loss 质量损失 (%)	Residual OCV 剩余电压 (%)	Test result 测试结果
	Mass 样品质量 (g)	Voltage 开路电压 (V)	Mass 样品质量 (g)	Voltage 开路电压 (V)			
C1#	3,0346	3,312	3,0346	3,312	0,000	100,00	○
C2#	3,0375	3,314	3,0376	3,315	0,000	100,03	○
C3#	3,0048	3,310	3,0048	3,310	0,000	100,00	○
C4#	3,0327	3,315	3,0327	3,315	0,000	100,00	○
C5#	3,0564	3,307	3,0563	3,307	0,003	100,00	○
C6#	3,0357	3,314	3,0357	3,314	0,000	100,00	○
C7#	3,0475	3,308	3,0476	3,309	0,000	100,03	○
C8#	3,0426	3,319	3,0426	3,319	0,000	100,00	○
C9#	3,0613	3,319	3,0613	3,319	0,000	100,00	○
C10#	3,0194	3,309	3,0194	3,309	0,000	100,00	○
C11#	3,0390	/	3,0390	/	0,000	/	○
C12#	3,0481	/	3,0481	/	0,000	/	○

C13#	3,0098	/	3,0098	/	0,000	/	O
C14#	3,1019	/	3,1019	/	0,000	/	O
C15#	3,0312	/	3,0311	/	0,003	/	O
C16#	3,0769	/	3,0769	/	0,000	/	O
C17#	3,0591	/	3,0589	/	0,007	/	O
C18#	3,0510	/	3,0510	/	0,000	/	O
C19#	3,0413	/	3,0413	/	0,000	/	O
C20#	3,0332	/	3,0332	/	0,000	/	O

Note: **L**-Leakage, **V**-Venting, **D**-Disassembly, **R**-Rupture, **F**-Fire, **O**-No leakage, no venting, no disassembly, no rupture, no fire.

注: **L**- 泄漏; **V**- 排气; **D**- 解体; **R**- 破裂; **F** - 起火; **O**- 无泄漏、无排气、无解体、无破裂、无起火。

Appendix 4

附表 4

Test Items 测试项目	Shock 冲击						
1,1	Test procedure 测试步骤						
	<p>Test cells and batteries shall be secured to the testing machine by means of a rigid mount which will support all mounting surfaces of each battery, Each cell or battery shall be subjected to a half-sine shock of peak acceleration of 150gn and pulse duration of 6 milliseconds, Each cell or battery shall be subjected to three shocks in the positive direction followed by three shocks in the negative direction of three mutually perpendicular mounting positions of the cell or battery for a total of 18 shocks.</p> <p>以稳固的托架固定住每个电芯和电池样品的全部配件表面。对每个电芯或电池以峰值为 150gn 的半正弦的加速度撞击，脉冲持续 6 毫秒。按三个互相垂直轴向分别对其正负极各碰撞三次，每个电芯或电池碰撞总次数为 18 次。</p>						
1,2	Sample status 样品状态						
	<p>The conditions of primary cells of sample No. C1# to C10# are in un-discharged state. C1#至 C10#在未放电状态。</p> <p>The conditions of primary cells of sample No. C11# to C20# are in fully discharged state. C11#至 C20#在完全放电状态。</p>						
1,3	Result 测试结果						
Sample No. 样品编号	Before 测试前		After 测试后		Mass loss 质量损失 (%)	Residual OCV 剩余电压 (%)	Test result 测试结果
	Mass 样品质量 (g)	Voltage 开路电压 (V)	Mass 样品质量 (g)	Voltage 开路电压 (V)			
C1#	3,0346	3,312	3,0346	3,312	0,000	100,00	○
C2#	3,0376	3,315	3,0376	3,315	0,000	100,00	○
C3#	3,0048	3,310	3,0048	3,310	0,000	100,00	○
C4#	3,0327	3,315	3,0327	3,314	0,000	99,97	○
C5#	3,0563	3,307	3,0563	3,307	0,000	100,00	○
C6#	3,0357	3,314	3,0357	3,314	0,000	100,00	○
C7#	3,0476	3,309	3,0476	3,309	0,000	100,00	○
C8#	3,0426	3,319	3,0426	3,319	0,000	100,00	○
C9#	3,0613	3,319	3,0613	3,319	0,000	100,00	○
C10#	3,0194	3,309	3,0194	3,308	0,000	99,97	○
C11#	3,0390	/	3,0390	/	0,000	/	○

C12#	3,0481	/	3,0481	/	0,000	/	O
C13#	3,0098	/	3,0098	/	0,000	/	O
C14#	3,1019	/	3,1019	/	0,000	/	O
C15#	3,0311	/	3,0311	/	0,000	/	O
C16#	3,0769	/	3,0769	/	0,000	/	O
C17#	3,0589	/	3,0589	/	0,000	/	O
C18#	3,0510	/	3,0510	/	0,000	/	O
C19#	3,0413	/	3,0413	/	0,000	/	O
C20#	3,0332	/	3,0332	/	0,000	/	O

Note: **L**-Leakage, **V**-Venting, **D**-Disassembly, **R**-Rupture, **F**-Fire, **O**-No leakage, no venting, no disassembly, no rupture, no fire.

注: **L**- 泄漏; **V**- 排气; **D**- 解体; **R**- 破裂; **F** - 起火; **O**- 无泄漏、无排气、无解体、无破裂、无起火。

Appendix 5

附表 5

Test Items 测试项目	External short circuit 外部短路				
1,1	Test procedure 测试步骤				
	<p>The cell or battery to be tested shall be temperature stabilized so that its external case temperature reaches $55\pm 2^{\circ}\text{C}$ and then the cell or battery shall be subjected to a short circuit condition with a total external resistance of less than 0,1ohm at $55\pm 2^{\circ}\text{C}$, This short circuit condition is continued for at least one hour after the cell or battery external case temperature has returned to $55\pm 2^{\circ}\text{C}$, the cell or battery must be observed for a further six hour for the test to be concluded.</p> <p>保持试验环境温度稳定在 $55\pm 2^{\circ}\text{C}$，以使电芯或电池样品外表温度达到 $55\pm 2^{\circ}\text{C}$，然后，在此温度下，将其正负极用小于 0,1 欧姆的线路短接，待电芯或电池的外表温度恢复到 $55\pm 2^{\circ}\text{C}$ 之后再持续 1 小时以上，对电芯或电池必须进一步观察 6 个小时才能下结论。</p>				
1,2	Sample status 样品状态				
	<p>The conditions of primary cells of sample No. C1# to C10# are in un-discharged state. C1#至 C10#在未放电状态。</p> <p>The conditions of primary cells of sample No. C11# to C20# are in fully discharged state. C11#至 C20#在完全放电状态。</p>				
1,3	Result 测试结果				
Sample No. 样品编号	Max. External Temperature 样品表面最高温度 ($^{\circ}\text{C}$)	Test result 测试结果	Sample No. 样品编号	Max. External Temperature 样品表面最高温度 ($^{\circ}\text{C}$)	Test result 测试结果
C1#	66,4	O	C11#	59,3	O
C2#	68,3	O	C12#	57,9	O
C3#	67,1	O	C13#	58,1	O
C4#	67,0	O	C14#	59,7	O
C5#	68,5	O	C15#	57,4	O
C6#	68,9	O	C16#	59,6	O
C7#	66,4	O	C17#	59,0	O
C8#	68,6	O	C18#	58,6	O
C9#	69,0	O	C19#	58,4	O
C10#	66,3	O	C20#	57,5	O
<p>Note: D-Disassembly, R-Rupture, F-Fire, O-no disassembly, no rupture, no fire. 注: D-解体; R-破裂; F-起火; O-无解体、无破裂、无起火。</p>					

Appendix 6

附表 6

Test Items 测试项目	Crush 挤压				
1,1	Test procedure 测试步骤				
	<p>A cell or component cell is to be crushed between two flat surfaces. The crushing is to be gradual with a speed of approximately 1,5cm/s at the first point of contact. The crushing is to be continued until the first of the three options below is reached.</p> <p>(a) The applied force reaches 13kN±0,78kN; (b) The voltage of the cell drops by at least 100 mV; or (c) The cell is deformed by 50% or more of its original thickness.</p> <p>Once the maximum pressure has been obtained, the voltage drops by 100mV or more, or the cell is deformed by at least 50% of its original thickness, the pressure shall be released.</p> <p>电池芯或组成电池芯在两个平面间挤压。挤压在第一个接触点以约 1,5cm/s 的速度慢慢进行，直到下面三个选项之一达到为止：</p> <p>(a) 作用力达到 13kN±0,78kN； (b) 电池芯电压降至少达到 100mV； (c) 电池芯厚度和最初比较变形至少 50%。</p> <p>一旦达到最大压力，电压降超过 100 mV 或者电池芯变形超过 50%，压力应该解除。</p>				
1,2	Sample status 样品状态				
	<p>The conditions of primary cells of sample No. C21# to C25# are in un-discharged state. C21#至 C25#在未放电状态。</p> <p>The conditions of primary cells of sample No. C26# to C30# are in fully discharged state. C26#至 C30#在完全放电状态。</p>				
1,3	Result 测试结果				
Sample No. 样品编号	Max. External Temperature 样品表面最高温度 (°C)	Test result 测试结果	Sample No. 样品编号	Max. External Temperature 样品表面最高温度 (°C)	Test result 测试结果
C21#	20,7	O	C26#	21,9	O
C22#	20,8	O	C27#	21,2	O
C23#	21,5	O	C28#	21,5	O
C24#	21,4	O	C29#	21,9	O
C25#	20,6	O	C30#	20,1	O
<p>Note: D-Disassembly, F-Fire, O- no disassembly, no fire. 注: D- 解体; F - 起火; O-无解体、无起火。</p>					

Appendix 7

附表 7

Test Items 测试项目	Forced discharge 强制放电				
1,1	Test procedure 测试步骤				
	<p>Each cell shall be forced discharged at ambient temperature by connecting it in series with a 12V D.C, power supply at an initial current equal to the maximum discharge current specified the manufacturer The specified discharge current is to be obtained by connecting a resistive load of the appropriate size and rating in series with the test cell, Each cell shall be forced discharged for a time interval (in hours) equal to its rated capacity divided by the initial test current(in ampere).</p> <p>在 20±5℃的环境温度下，将单个电芯连接在 12V 的直流电源上进行强制放电，此直流电源提供每个电芯初始电流为制造厂指定的最大放电电流，放电时间为额定容量除以初始电流。</p>				
1,2	Sample status 样品状态				
	The conditions of primary cells of sample No. C31# to C40# are in fully discharged state. C31#至 C40#在完全放电状态。				
1,3	Result 测试结果				
Sample No. 样品编号	Voltage Before test 测试前开路电压 (V)	Test result 测试结果	Sample No. 样品编号	Voltage Before test 测试前开路电压 (V)	Test result 测试结果
C31#	2,759	O	/	/	/
C32#	2,782	O	/	/	/
C33#	2,769	O	/	/	/
C34#	2,781	O	/	/	/
C35#	2,782	O	/	/	/
C36#	2,768	O	/	/	/
C37#	2,785	O	/	/	/
C38#	2,772	O	/	/	/
C39#	2,771	O	/	/	/
C40#	2,765	O	/	/	/
Note: D -Disassembly, F-Fire, O- no disassembly, no fire. 注：D- 解体；F - 起火；O-无解体、无起火。					

注 意 事 项

Important

1. 本报告无检测单位检测专用章、骑缝章无效。
The test report is invalid without the special seal for testing and Paging seal of Guangzhou MCM Certification and Testing Co., Ltd.
2. 未经本试验室书面同意，不得部分地复制本报告。
Nobody is allowed to photocopy or partly photocopy this test report without written permission of Guangzhou MCM Certification and Testing Co., Ltd.
3. 本报告无批准人、审核人及检测人签名无效。
The test report is invalid without the signatures of Approver, Checker and Tester.
4. 本报告涂改无效。
The test report is invalid if altered.
5. 对检测报告若有异议，应于收到报告之日起十五天内向检测单位提出。
Objections to the test report must be submitted to Guangzhou MCM Certification and Testing Co., Ltd. Within 15 days.
6. 本报告中以逗号代替小数点。
Throughout this report a comma is used as the decimal separator.
7. 本报告仅对来样负责。
The test report is valid for the tested samples only.

检测单位: 广州邦禾检测技术有限公司

Laboratory: Guangzhou MCM Certification and Testing Co., Ltd

地 址: 中国 广州市番禺区市广路钟三路段 13 号之一

Address: 1 F No.13, Zhong San Section, ShiGuang Road, Panyu District, Guangzhou City, Guangdong Province, China.

电 话: 0086-20-34777662

0086-20-34777663

Email: markmiao@mcmtek.com

传 真: 0086-20-34777665-609

Web: [Http://www.mcmtek.com](http://www.mcmtek.com)