

Analysis of typical works – Bruder klaus field chapel

Step 1 – Background data

Brief introduction
Building process
View of the visitor
Details – material & light

Members: Liu yeqing \ Sun chong
Tutors: Wang ren \ Zhang qing \ Qin danni \ Liu shixing



Bruder klaus field chapel

Location: Mechernich-
Wachendorf,
Germany

Architect: Peter Zumthor

Project Team: Rainer Weitschies,
Michael Hemmi, Frank Furrer,
Pavlina Lucas, Rosa Goncalves.

Structural Engineers: Jurg Buchli,
Claus Jung

Architect: Peter Zumthor

Born in Basel, Switzerland in 1943.

Trained as a cabinetmaker at the Kunstgewerbeschule.

Studied at Pratt Institute in New York in the 1960s.

Became architect for the Department for the Preservation of Monuments of the canton of Graubünden in 1968.


Has taught at Southern California Institute of Architecture, the Technical University of Munich, the Academy of Architecture Mendrisio, the Accademia di architettura, Università della Svizzera italiana and the Harvard Graduate School of Design

Representative works:

Church in Sogn Benedetg, Sumvitg, Switzerland

Kunsthhaus Bregenz Art museum, Switzerland

Therme Vals, Graubünden canton, Switzerland



Brief introduction


Purpose :This field chapel is used to in honor of their patron saint, the 15th-century hermit Bruder Klaus.

Form :irregular **five-sided** (Pentagon)

Height:12 meters

Materials used : Concrete ,lead ,sand , river gravel , crystal plugs of mouth-blown glass ,bronze , linden wood

Construction : **tepee**-like



Description in detail I

(from the view of the building process)

Firstly: a concrete platform

Secondly: 112 tree trunks to form a tepee-like construction

Thirdly : pour 50-cm-thick layers of rammed-concrete to form the body of the chapel


Fourthly: set a smouldering fire inside the wooden tepee to dry out the tree trunks, causing them to come loose.


Fifthly: remove the trunks mechanically

Sixthly: pour a special gradient floor

Seventhly: pour the lead on the floor

Eighthly: interior decoration





Description in detail II

(from the view of the visitor)

A long road leads to the architecture



A three meter steel door (step inside)



The walls lean in, all sense of light vanishes



An open, tear-shaped oculus, molten lead floor

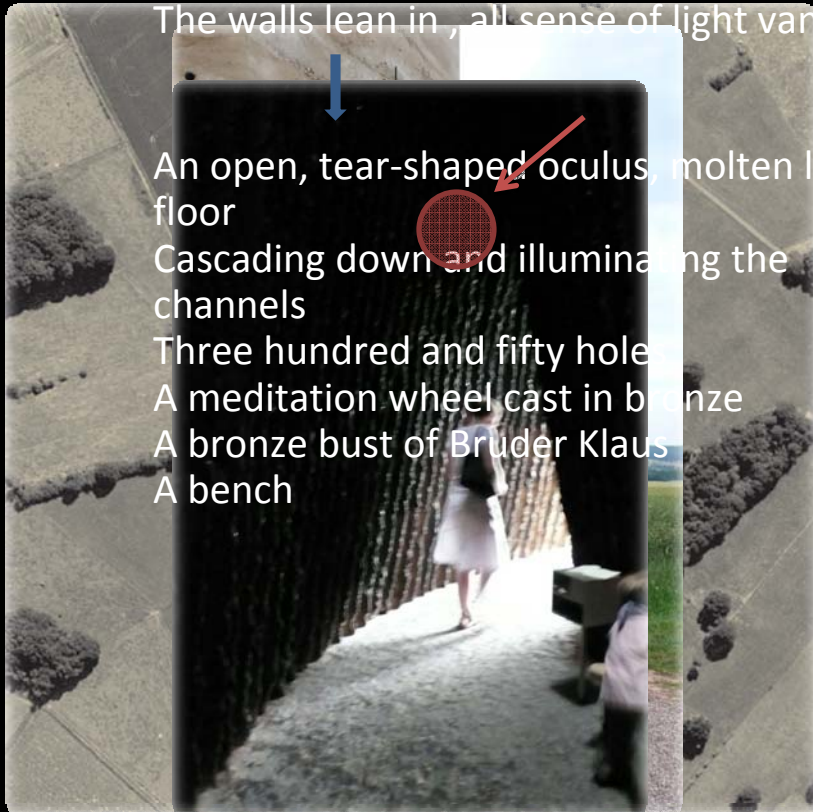
Cascading down and illuminating the channels

Three hundred and fifty holes

A meditation wheel cast in bronze

A bronze bust of Bruder Klaus

A bench



Description in detail II

(from the view of the visitor)



Description in detail III

(from the view of details)

Materials :

rammed concrete(white cement, river gravel, reddish-yellow sand), outside and inside



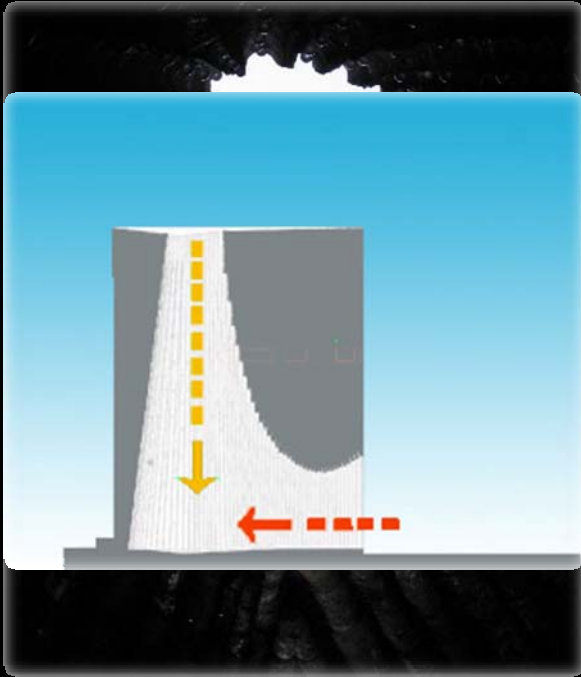
Description in detail III

(from the view of details)

Light:

The light is intense, flaring from above directly on to the molten lead floor; cascading down and illuminating the channels left over by the burnt-out tree trunks.

Three hundred and fifty holes punched into the concrete shell by the shuttering ties are filled with plugs of mouth-blown glass; the light passing through them, dancing and sparkling out of the blackened walls.



Generally speaking

It is a small building firmly rooted in the landscape

Open to rain from above

Rising above a farmer's field

Made from **local materials** – hand mixed concrete, wood and lead

Put together by **local labor.**

It is **compelling**, almost perfect in its obsessive **simplicity**. It is masterful.



End
THX