

Features of This Book

Marugoto: Japanese Language and Culture is a coursebook that is based on the JF Standard for Japanese Language Education. It has the following features.

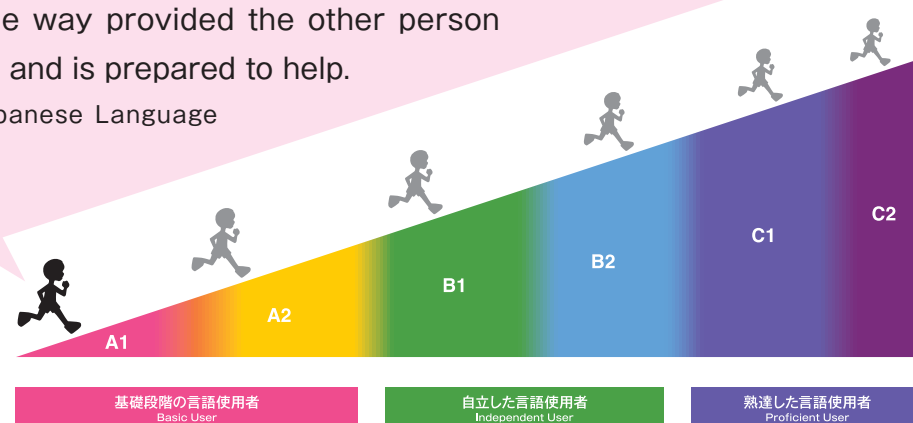
● Japanese Levels of JF Standard for Japanese Language Education

Marugoto employs levels that correspond to the six stages of the JF Standard for Japanese Language Education (A1-C2). *Marugoto* (Starter) is A1 level.

A1 level

- Can understand and use familiar everyday expressions and very basic phrases aimed at the satisfaction of needs of a concrete type.
- Can introduce him/herself and others and can ask and answer questions about personal details such as where he/she lives, people he/she knows and things he/she has.
- Can interact in a simple way provided the other person talks slowly and clearly and is prepared to help.

Source: JF Standard for Japanese Language Education 2010 Users' Guide Book (2nd edition)



● Two *Marugoto* coursebooks: “*Katsudoo*” and “*Rikai*”

Marugoto offers two methods of study aimed at enabling you to communicate using Japanese: *Katsudoo* and *Rikai*.

Katsudoo : a coursebook for communicative language activities

- For people who want to start using Japanese immediately
- The objective is to gain practical ability communicating in everyday situations.
- You will practise listening to and speaking Japanese a lot.

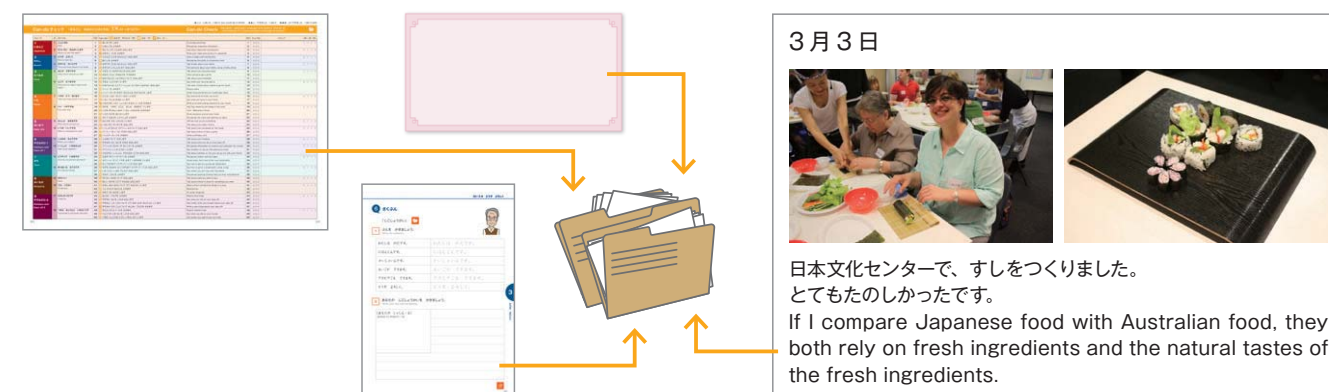
Rikai : a coursebook for communicative language competences

- For people who want to learn about Japanese
- The objective is to study the features of the Japanese language that are necessary for communication.
- You will systematically study how Japanese is used in communication.

Katsudoo and *Rikai* should both be seen as main study materials. Decide which to choose based on your learning objectives. In addition, *Katsudoo* and *Rikai* use the same topics. If you use both, you can make progress in your overall Japanese proficiency.

● Intercultural Understanding

Marugoto offers learning in both language and culture. There is help with intercultural understanding in various places, such as the situations of the conversations, contents of the conversations, photographs and illustrations. Learn about Japanese culture, reflect on your own culture and deepen your intercultural understanding.



● Managing your own Study

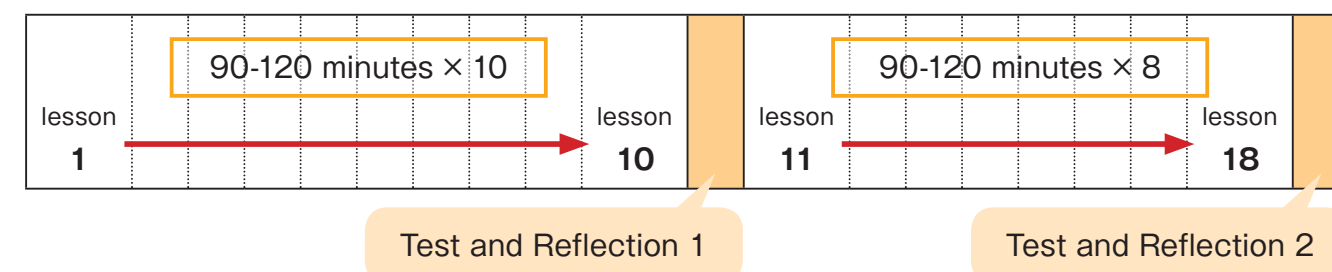
It is very important to evaluate and manage your learning by yourself in order to keep going in language learning. Make a record of the Japanese language and culture you have studied using the portfolio. When you look at the portfolio, you can clearly understand your own learning processes and your accomplishments.

How to Use This Book


1 Course Flow

The *Marugoto* (Starter A1 *Katsudoo*) course is designed with communicative language activities at its heart. One lesson will be studied in each class hour. The suggested class length for one lesson is around 90-120 minutes. In the middle and at the end of the course, you will do ‘Test and Reflection’ 1 and 2, so there will be a total of twenty classes.

Standard Course Example



2 Topic and Lesson Flow



Learn the Objectives

Each topic has two lessons. Look at the photographs and talk about what kind of thing you think you are going to do. Check the Can-do statements to see what you will be able to do by the end of each lesson.



The Roman alphabet is used to lighten the burden of reading Japanese characters. The instructions also contain an English translation.

A lot of photographs and illustrations are used to make the lesson contents easy to understand and fun to study.



Look, Listen and Try Saying

Listen to the recording and check your understanding while pointing at the photographs and illustrations. Try saying the words and sentence patterns quietly as you listen. Remember the words that you need. Audio files URL → p17

Can-do Check

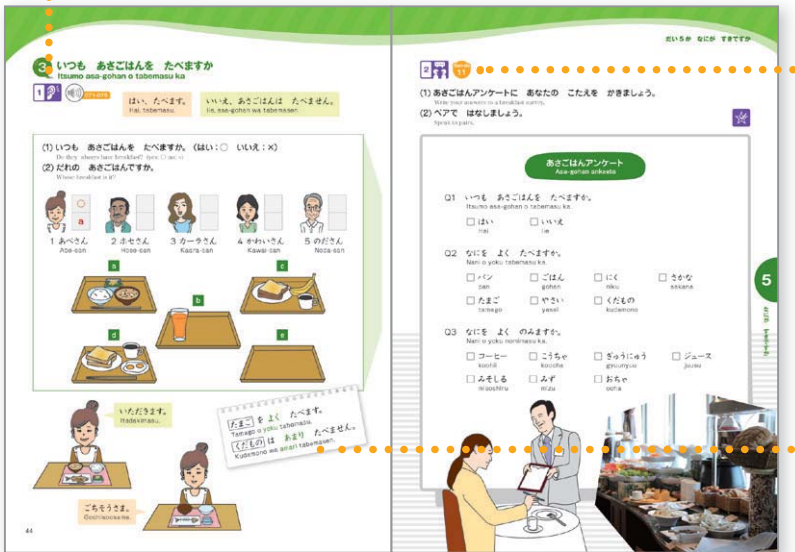
After the lesson check by yourself whether you could do the Can-do statements and write a comment. 'Can-do Check' p144-p145 URL → p17

Listen and Find

You will listen to a lot of contextualized conversations. As well as understanding the contents of the conversation, it is important to grasp the flow of the conversation and notice the expressions that are often used. Audio files URL → p17

Life and Culture

You will look at a variety of photographs showing Japanese life and culture. You will compare it with both your own country and yourself, and discuss what you think with the class.



Try Using



Speak in pairs using the expressions in the conversations you listened to. If you cannot do it well, try listening to the conversation again.

Words and expressions you should pay attention to

Icons

- Listen and repeat
- Listen
- Talk in pairs
- Write
- Read / Recognise
- Add to your portfolio
- Rate your performance using the 'Can-do Check'
- Audio sound

-san: In Japanese, *san* is put after other people's names to show respect or politeness. (Abe-san)



3 Activities for Intercultural Understanding

Marugoto is a course where you study language and culture together. You should use Japanese and experience Japanese culture outside the classroom as well.

- Look at Japanese websites
- Watch Japanese dramas and films
- Try going to Japanese restaurants
- Try going to events related to Japan
- Try talking to Japanese friends and acquaintances

Talk about the things you have experienced outside the classroom with your classmates.

4 How to Manage your own Learning

1) Can-do Check

Do the 'Can-do Check' (p144-p145) when you finish a lesson. Look back on your study and write comments. You can write in your preferred language.

項目	説明	NO	達成	達成率
1	Exchange greetings	1	○	100%
2	Recognize personal information	2	○	100%
3	Use basic classroom expressions	3	○	100%
4	Write your name and country in Japanese	4	○	100%
5	Write a simple self-introduction	5	○	100%
6	Recognize the parts of a business card	6	○	100%
7	Talk briefly about your family	7	○	100%
8	Talk someone about your family using a family photo	8	○	100%
9	Talk about your favorite foods	9	○	100%
10	Other students get to know	10	○	100%
11	Talk about your hobbies	11	○	100%
12	Say what your favorite dish is	12	○	100%
13	Talk with a friend about where to go for lunch	13	○	100%
14	Read a menu	14	○	100%
15	Order food and drink at a restaurant shop	15	○	100%
16	Say what kind of home you have	16	○	100%
17	Say what you have in your home	17	○	100%
18	Write an E-mail sending messages to your home	18	○	100%
19	Ask the way when to get things in the shop	19	○	100%
20	Visit / Welcome a friend	20	○	100%
21	Make someone proud of your home	21	○	100%
22	Recognize the name and address on signs	22	○	100%

Examples of comments

- I was really happy because I had the same interests as the person I spoke to.
- I learnt something about Japan and it was really enjoyable.
- I can now read some Japanese characters and it has given me confidence.

2) Portfolio

Make a record of both your study and experiences of Japanese language and intercultural understanding. In order to reflect, put the following kinds of things into your portfolio.

- ① 'Can-do Check'
- ② Tests
- ③ Things you made yourself using Japanese (e.g. e-mail, cards, and so on)
- ④ Records of experiences with Japanese language and culture

5 Tests

For information about the procedure and contents of the tests, see Test and Reflection (p71-p72 and p114-p115).

6 Related Information

Marugoto Portal Site <https://www.marugoto.org/>

You can download the resources and access the websites listed below free of charge.

Resources to use with the textbook

- Audio files
- Task sheets for writing
- Vocabulary index
- Phrase index
- Word book
- Can-do Check

Learning support website

- MARUGOTO Plus
- MARUGOTO Words

Teachers' resources



(Word book)