


台北南港展覽館 1 館 Taipei Nangang Exhibition Center, Hall 1 一樓 展場 平面 圖 Ground Floor Exhibition Hall Plan(1F)

61/01



南港路一段 Nangang Rd., Sec.1

M Taipei Nangang Exhibition Center Station (1st Line Bannan Line)



- 樓地板載重 Floor Loading: 2,000kg/m²
- 展場高度 Ceiling Height: 14m-27m
- 貨品出入口尺寸 Exhibits Entrance(W x H):
 - L區 11.0m x 4.0m
 - M區 11.9m x 8.5m
 - N區 10.1m x 4.0m
- L區 Area L - Booth Size: 3m x 3m, 428 Units (7,560m²)
- M區 Area M - Booth Size: 3m x 3m, 450 Units (7,560m²)
- N區 Area N - Booth Size: 3m x 3m, 428 Units (7,560m²)
- 全區 Sky Dome(L+M+N)=1,306 Units
- 6.1米主通道 Main Aisle: 6.1 meters wide

- 區域分界線(分區隔線設置位置) Dotted Line (indicates different areas)
- ▲ 消防栓含火警綜合盤 Fire Alarm Panel
- ▲ 火警綜合盤 Fire Alarm Panel
- ▲ 滅火器 Fire Extinguisher
- 電氣控制面板 Electrical Control Panel
- 緊急出口(箭頭方向指示) Emergency Exit
- 1. 火警警報、滅火器、消防栓、電梯、避難方向指示牌等不得封閉。
Fire alarm panel, fire extinguisher, hydrant, control panel, and all signs of the hall should not be covered.
- 2. 實際位置概況現為虛。
Location of devices and facilities should be confirmed on site.
- ★ 水泥洗滌池間 Painting equipment washing room
- ☎ 公用電話 Pay Phone
- 🚑 自動体外心臟電擊去顫器(AED) Automated External Defibrillator

1. 本圖為標準單位圖，僅供參考。
This is a standard floor plan for reference only and organizer may vary in dimension and composition.

2. 主辦單位所自行規劃之單位圖，請先送交協會核定。
Organizer must submit planned floor map to TAITRA for prior consent.

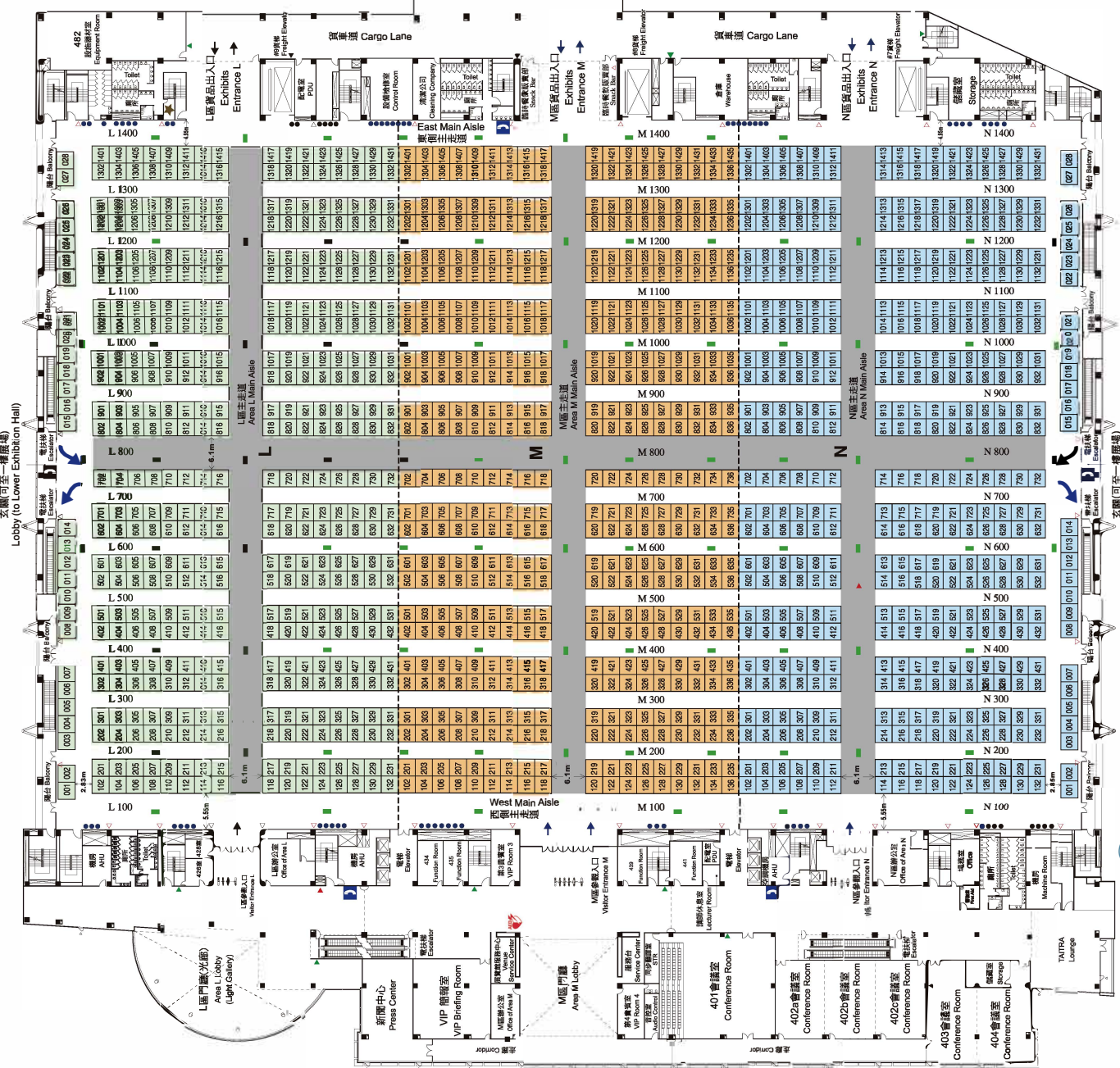
台北南港展覽館1館

Taipei Nangang Exhibition Center, Hall 1

雲端展場平面圖

Sky Dome Exhibition Hall Plan(4F)

6.1米主通道 2016.12.20



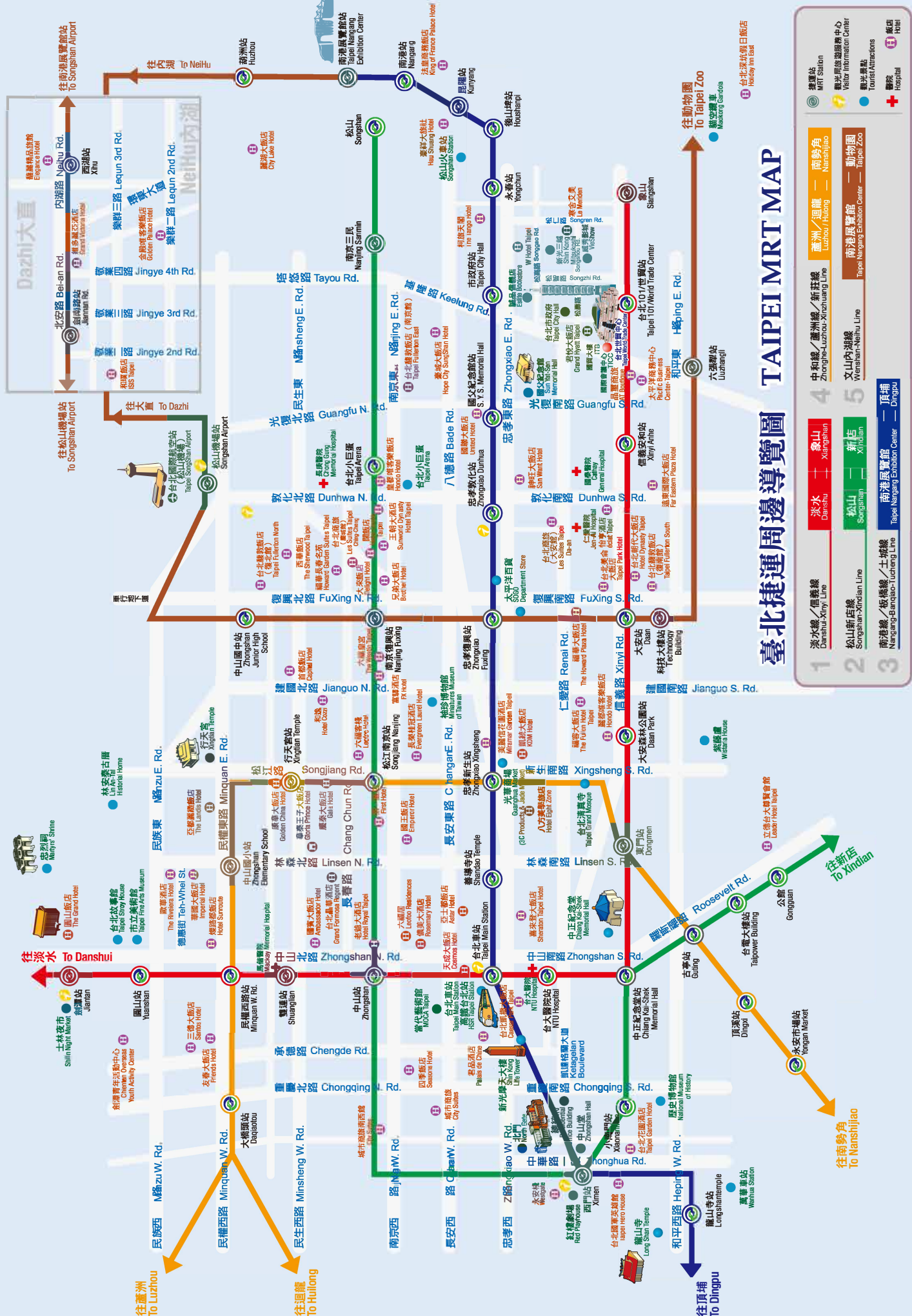
經貿一 路 Jingmao 2nd Rd.

南港路一段 Nangang Rd., Sec. 1

文湖線(板南線) MRT Taipei Nangang Exhibition Center Station (Wenhu Line/Bannan Line)

文湖線(板南線) MRT Taipei Nangang Exhibition Center Station (Wenhu Line/Bannan Line)





TWTC Nangang Exhibition Hall Transport & Parking Information



Parking Lots :

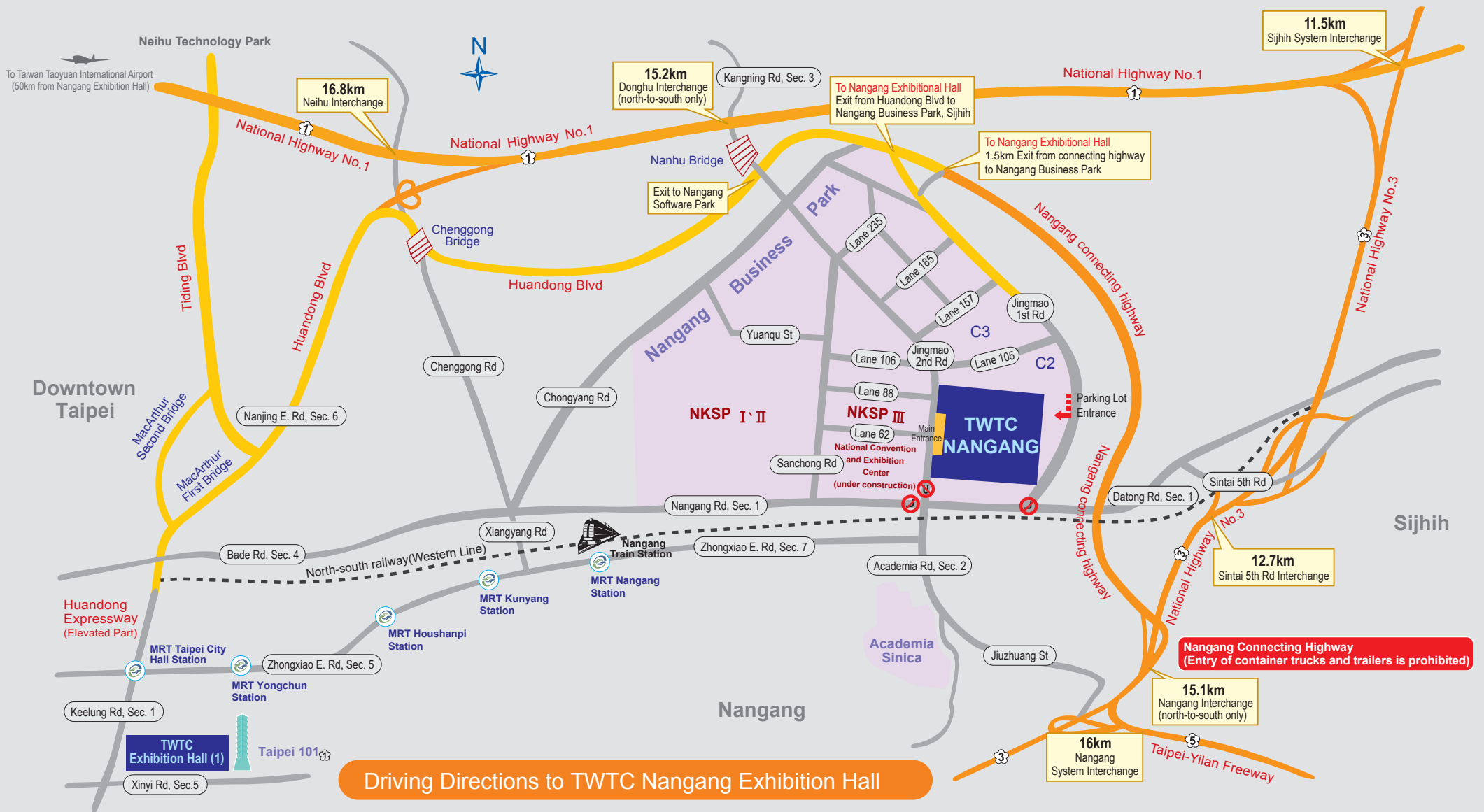
- P1** TWTC Nangang / 620 Parking spaces
- P2** Taiwan Fertilizer C2 Parking Lot / 352 Parking spaces
- P3** Taiwan Fertilizer C3 Parking Lot / 768 Parking spaces
- P4** Taiwan Fertilizer C4 Parking Lot / 82 Parking spaces
- P5** MRT Neihu Depot Parking Lot / 584 Parking spaces
/ During Exhibition Periods
- P6** Xingzhong Parking Tower / 647 Parking spaces /
NT\$30 (per hour) / 24HR

P	Underground Parking
P	Parking Lot
→	Entrance / Exit
↪	Directions to TWTC Nangang

The parking fee above is for reference only

Transport Information :

- 1** Shuttle Bus Stop (Pick-up / Drop-off)
- 2** Bus Stop
- 3** Taxi Drop-off
- 4** Small Vehicle Drop-off
- 5** B1 Taxi Pick-up
- 6** Underground Parking Entrance
- 7** MRT Shuttle Bus Stop (to MRT Nangang Station)



Driving Directions to TWTC Nangang Exhibition Hall

Directions to TWTC NANGANG : (GPS : X:121° 34' 58.9" \ Y : 25° 47.6")

1. From Taipei Suburbs to TWTC Nangang Exhibition Hall

- (A) Vehicles approaching from east: Take Datong Rd and enter Nangang Rd, then turn right onto Jingmao 2nd Rd to reach the Exhibition Hall.
- (B) Vehicles approaching from west:
 1. Take Zhongxiao E. Rd and turn left at the intersection with Academia Road. Cross the rail crossing and continue straight to Jingmao 2nd Rd to reach the Exhibition Hall.
 2. Take Huandong Blvd and exit at the "Nangang Business Park, Sijih". Follow Jingmao 1st Rd to reach the Exhibition Hall.
- (C) Vehicles approaching from south: Take Academia Road or Zhongxiao E. Road and turn onto Academia Road. Cross the rail crossing and then proceed to Jingmao 2nd Road to reach the Exhibition Hall.
- (D) Vehicles approaching from north:
 1. Take Kangning Rd and cross Nanhu Bridge. Then follow Sanchong Rd and turn left onto Jingmao 2nd Rd to reach Exhibition Hall.
 2. Take Chenggong Rd and cross Chenggong Bridge. Then continue until turning left onto Chongyang Rd. Continue east to reach the Exhibition Hall.

2. National Highway No. 1

- (A) Follow Route 1 and exit at the Neihu Interchange. Make a turn to Chenggong Rd and cross Chenggong Bridge, then turn left onto Chongyang Rd to reach the Exhibition Hall.

- (B) Exit Route 1 at the Sijih Interchange, and then turn onto the southbound Route of hwy 3. Exit the Sintai 5th Rd Interchange, turn right to Sintai 5th Rd and then turn left to Datong Rd. Go straight to Nangang Rd to reach the Exhibition Hall.
- (C) For vehicles approaching from south, exit Route 1 at Donghu Interchange; turn onto Kangning Rd, and cross Nanhu Bridge. Then proceed on Sanchong Rd before turning left onto Jingmao 2nd Rd before reaching Exhibition Hall.

3. National Highway No. 3 and Taipei-Yilan Freeway No. 5

- (A) Follow Route 3 and exit at the Sintai 5th Rd Interchange, then take Sintai 5th Rd, and turn left onto Datong Road and proceed to Nangang Rd to reach the Exhibition Hall.
- (B) For vehicles other than container trucks and trailers: Exit the highway at the Nangang Interchange. Follow the inner lanes of the Nangang Connecting Highway until you can exit at the "Nangang Business Park". Turn left to Jingmao 1st Rd to reach Exhibition Hall.
- (C) For cars traveling toward Taipei along Route 5: Make a turn onto Route 3 at Nangang Interchange. Follow inner lane and exit at the Nangang Interchange. Take the Nangang Connecting Highway to reach the Exhibition Hall.