

Fidelity Funds – Asian High Yield Fund

富達基金 – 亞洲高收益基金

31 July 2021 年7月31日

- This fund invests primarily in high yielding, sub investment grade securities of issuers, or in high-yielding securities of sub investment grade issuers in Asia.
 - The fund is subject to risk to capital and income, foreign currency risk, downgrading risk, credit/default risk, credit rating risk, risks of investing in emerging markets and valuation risk. The value of bonds or other debt instruments will fluctuate depending on e.g. market interest rates, the credit quality of the issuer, the currency of the investment and liquidity considerations. In general, the prices of debt instruments rise when interest rates fall, whilst their prices fall when interest rates rise. The fund may invest in debt securities rated below investment grade or unrated securities which are subject to lower liquidity, higher volatility, heightened risk of default and loss of principal and interest than higher-rated/lower yielding debt securities. Although the fund will generally invest in income-producing securities, it is not guaranteed that all underlying investments will generate income. Higher yields generally mean that there will be increased potential for capital appreciation and / or depreciation for fixed income securities.
 - The fund may invest in instruments with loss-absorption features which are subject to greater capital risks, liquidity, valuation and sector concentration risk. The fund may invest in CoCos, which are highly complex and are of high risk. CoCos are a form of hybrid debt security with loss-absorption features that are intended to either convert into equity shares of the issuer or have their principal written down upon the occurrence of certain 'triggers'. The fund may also invest in senior non-preferred debts, which may be subject to write-down upon the occurrence of a trigger event and may result in total loss of principal invested.
 - The fund's net derivative exposure may be up to 50% of its NAV, the use of derivatives may involve liquidity risk, counterparty credit risk, volatility risk, valuations risks and over-the-counter transaction risk, at times. Exposure to financial derivative instruments and its leverage element may lead to a high risk of significant loss by the fund.
 - For dividend of certain share classes, payment of dividends out of capital and/or effectively out of capital amounts to a return or withdrawal of part of an investor's original investment or from any capital gains attributable to that original investment. Any such distributions may result in an immediate reduction of the NAV per share/ unit. For the hedged share class, the distribution amount and NAV of such share class may be adversely affected by differences in the interest rates of the reference currency of the hedged share class and the fund's base currency, resulting in more distribution that is paid out of capital and hence a greater erosion of capital than other non-hedged share classes.
 - Investors may suffer substantial loss of their investments in the fund. Investor should not invest in the fund solely based on the information provided in this document and should read the offering documents, including Product Key Facts (including the risk factors) for details.
- 本基金主要投資於亞洲未達投資級別的高收益證券，或由在區內未達投資級別公司所發行的低收益債券。
 - 基金可能涉及資本及收益的風險、外幣風險、評級下調風險、信貸/違約風險、信貸評級風險、投資於新興市場的風險及估值風險。債券或其他債務工具的價值將受多項因素影響而波動，例如市場利率、發行機構的信貸質素、投資的計值貨幣及流動性等。一般情況下，當利率下調時，債務工具的價格將上升，而當利率上調時，其價格則下跌。基金可能投資於未達投資級別債務證券或未獲評級證券。與較高評級/收益率較低的債務證券比較，須承受較低流動性、較大波幅，以及較高的違約及損失本金和利息的風險。雖然基金一般將投資於收益性股票證券，但不保證所有相關投資均能締造收益。收益較高一般意味著定息證券的資本增值及/或升值潛力將增加。
 - 基金可投資於具有損失吸收特點的投資工具而須承受較大的資本風險、流動性、估值和集中行業投資風險。基金可投資於CoCos，有關證券高度複雜，而且風險高。CoCos是一種具有損失吸收特點的混合債務證券，旨在於一旦發生若干「觸發事件」，把證券轉換為發行機構股份，或撤減其本金。基金亦可投資於主權位非優先受償債務，可能面對撤減，這可能會導致完全失去所投資的本金。
 - 基金的衍生工具風險承擔淨額最高為其資產淨值的50%。偶爾使用衍生工具可能會引發流動性風險、交易對手信貸風險、波幅風險、估值風險及場外交易市場交易風險。投資於金融衍生工具及其槓桿元素可能導致基金承受錄得重大損失的高風險。
 - 若干股份類別的股息可從資本中及/或實際上從資本中撥付股息即代表投資者獲付還或提取原有投資本金的部份金額，或從原有投資應佔的任何資本收益中獲付還或提取金額。任何該等分派可能導致每股/每單位資產淨值即時減少。就對沖股份類別，其報價貨幣與基金的基本貨幣之間的利率差異，可能會為對沖股份類別的分派金額及資產淨值帶來負面影響，導致較多從資本中撥付的分派金額，進而令資本流失的程度高於其他非對沖股份類別。
 - 您在本金的投資有可能大幅虧損。投資者應該參閱基金之銷售文件，包括產品資料概要(包括風險因素)，而不應只根據這文件內的資料而作出投資。

Fund Details 基金資料

Fund Manager 基金經理	Terrence Pang Peter Khan Tae Ho Ryu
Reference Currency 報價貨幣	USD 美元
Fund Size 基金資產值	US\$4,785m (百萬美元)
Max. Sales Charge 最高認購費	3.5%
Annual Management Fee 每年管理費	1.00%
Min. Subscription 最低認購金額	USD2,500 or HKD eqv 2,500美元或港元等值
Fidelity Fund Code 富達基金代號	1150

Fund Performance 基金表現



Fund A-ACC-USD
A股 累積美元
ICE BofA Q490 Custom Index
ICE BofA Q490 特設指數

Summary of Investment Objective 投資目標摘要

The fund is a Bond fund and seeks a high level of current income and capital appreciation by investing primarily (i.e. at least 70% of the fund's assets) in high yielding, sub investment grade securities of issuers, or in high-yielding securities of sub investment grade issuers, all having their principal business activities in the Asian region. (Please refer to the offering document for Investment Objective of the fund)

本基金是一項債券基金，主要(即基金資產的最少70%)投資於在亞洲地區進行主要業務活動的公司所發行未達投資級別的高收益證券，或由在區內進行主要業務活動的未達投資級別公司所發行的低收益證券，以取得高水平的流動性收益及資本增值。(關於基金的投資目標詳情請參閱基金章程)

Cumulative Performance 累積表現 (%)

	YTD 年初至今	3 mth 3 個月	6 mth 6 個月	1 yr 1 年	3 yr 3 年	5 yr 5 年	Since Launch 自推出以來
A-ACC-USD A股-累積-美元	-2.9	-4.6	-3.4	3.9	13.5	20.9	94.6
A-MDIST-USD A股-每月派息-美元	-2.9	-4.6	-3.4	3.9	13.5	21.0	94.6
A-MDIST-HKD A股-每月派息-港元	-2.7	-4.5	-3.2	4.2	12.4	21.2	71.2
A-MINCOME(G)-USD A股-每月特色派息(G)-美元	-2.9	-4.6	-3.4	3.9	13.5	21.0	45.3
A-HMDIST(G)-AUD (H) A股-H每月派息(G)-澳元(對沖)	-3.1	-4.7	-3.5	3.6	11.4	19.3	44.2
Index 指數	-0.7	-2.1	-0.9	6.5	21.1	28.0	164.5

Source: Fidelity, NAV-NAV basis, in respective currencies with dividends re-invested. Index performance (if any) is calculated in the currency of the first share class listed in the table.
資料來源：富達，以資產淨值及各自貨幣計算，並假設股息盈利再作投資。指數表現(如有)以表內列示第一項股份類別之貨幣計算。

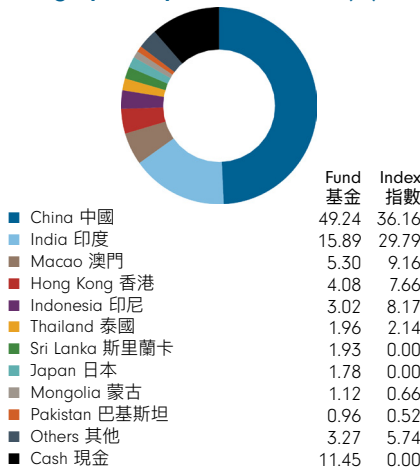
Top 10 Holdings 10大或債券持倉 (%)

	Fund 基金	Index 指數
ABJA INVEST 5.45% 01/24/28 RGS	1.77	1.09
MELCO RES 5.375% 12/04/29 RGS	1.66	0.00
CHINA SCE GROU 7% 05/02/25 RGS	1.39	0.13
NETWORK I2 5.65%/VAR PERP RGS	1.18	0.00
WYNN MACA 5.125% 12/15/29 RGS	1.15	0.00
ENN CLEAN 3.375% 05/12/26 RGS	1.13	0.00
STUDIO CITY FI 5% 01/15/29 RGS	1.09	0.00
FORTUNE STA 6.85% 07/02/24 RGS	1.08	0.48
VEDANTA RES 8.95% 03/11/25 RGS	1.07	0.00
LENOVO GRP CV 3.375% 1/24 RGS	1.06	0.00

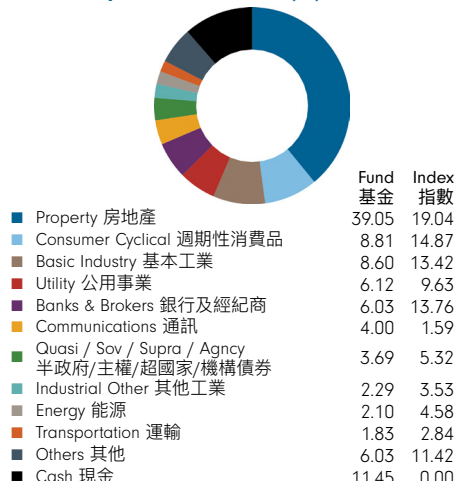
Top 5 Issuers 五大持有量最高之發行商 (%)

(CHINSC) China Sce Grp Hldgs Ltd	3.93	0.55
(SUNSHI) Yango Justice Intl	3.49	0.42
(VEDLN) Vedanta Resources Plc	3.14	3.00
(SUNAC) Sunac China Holdings Ltd	2.93	1.25
(YUZHOU) Yuzhou Properties Co Ltd	2.40	0.97

Geographic Exposure 地區分佈 (%)



Sector Exposure 行業分佈 (%)



Fidelity Funds – Asian High Yield Fund

富達基金 – 亞洲高收益基金

31 July 2021 年7月31日

Measures † 衡量指標

	Fund 基金	Index 指數
Annualised Volatility (3 years) 年度化波幅(3年)%	12.04	11.64
Beta (3 years) 貝他係數(3年)	1.02	-
Sharpe Ratio (3 years) 夏普比率(3年)	0.25	0.46
Yield to Maturity 到期收益率%	10.35	7.76
Running Yield 現時收益率%	7.22	6.36
Effective Duration 有效存續期	2.9	2.7
Average Credit Rating (Linear) 平均信用評級 (線性)	BB	BB-
Asset Type - Investment grade credit (ex-treasury) 資產類型- 投資級別 (國庫券除外)%	3.25	0.00
Asset Type - High yield bond (%) 資產類別-高收益債券 (%)	78.27	100.00

Index 指數

Market Index: ICE BofA Q490 Custom Index

ICE BofA Q490 特設指數

The index has been renamed from ICE BofAML Blended Index: ACCY, 20% Lvl4 Cap 3% Constrained Index to ICE BofA Asian Dollar High Yield Corporate 20% Lvl4 Cap 3% Constrained Index (in short form - ICE BofA Q490 Custom Index) with effective from 1 Jan 2020.

由2020年1月1日起, 指數已由ICE 美銀美林混合指數: ACCY, 20% Lvl4 Cap 3%限制指數改名為ICE BofA Asian Dollar High Yield Corporate 20% Lvl4 Cap 3% 限制指數 (縮寫為ICE BofA Q490 特設指數)。

Index is for comparative purpose only.

指數只用作為比較用途。

Dividend 派息

Share Class 股份類別	Dividend per Unit 每單位派息	Annualised distributions# 年度化分派率 (%)	Ex-Dividend Date 除息日
A-ACC-USD A股-累積-美元	-	-	-
A-MDIST-USD A股-每月派息-美元	0.0336	5.25	01.07.21
A-MDIST-HKD A股-每月派息-港元	0.0382	5.24	01.07.21
A-MINCOME(G)-USD A股-每月特色派息(G)-美元	0.0535	8.07	01.07.21
A-HMDIST(G)-AUD (H) A股-H每月派息(G)-澳元(對沖)	0.0579	8.47	01.07.21

(#) Annualised distributions = [(1+dividend per share/ex-dividend NAV)^distribution frequency]-1. Annualised distributions are for indicative purpose only, which may be higher or lower than the actual annual dividend distributions. Dividend rate of the fund does not represent the return of the fund, and past dividend rate does not represent future dividend rate. Distribution amount is not guaranteed. Please see www.fidelity.com.hk for full details of dividend information of all applicable share classes. 年度化分派率 = [(1+每股股息 / 除息日資產淨值) ^ 每年派息次數]-1. 年度化分派率僅供說明用途, 其可能高於或低過實際全年股息分派率。基金的股息率並不代表基金的回報, 過去的股息率亦不代表將來的股息率。派息金額並不獲保證。請瀏覽 www.fidelity.com.hk 參閱所有相關股份類別的派息資料。

Share Class Details & Codes 股份類別資料及代碼

Share Class 股份類別	Launch Date 推出日期	NAV 單位資產淨值	Bloomberg Ticker 彭博代碼	ISIN 基金代碼
A-ACC-USD A股-累積-美元	02.04.07	19.46	FFASIAU LX	LU0286668453
A-MDIST-USD A股-每月派息-美元	02.04.07	7.57	FFASIAM LX	LU0286669428
A-MDIST-HKD A股-每月派息-港元	18.08.10	8.63	FAHYAMH LX	LU0532244745
A-MINCOME(G)-USD A股-每月特色派息(G)-美元	18.06.13	7.94	FFAHAMI LX	LU0937949237
A-HMDIST(G)-AUD (H) A股-H每月派息(G)-澳元(對沖)	09.04.14	8.20	FAHMAUD LX	LU1046420631
A-ACC-EUR A股-累積-歐元	02.04.07	21.26	FFASIAH LX	LU0286668966
A-MINCOME-USD A股-每月特色派息-美元	13.04.11	8.35	FFAHYAM LX	LU0605512788

A-ACC: accumulating share class. A-MINCOME(G): monthly gross income share class. A-HMDIST(G)(H): monthly distributing gross income hedged share class. A-MDIST: monthly distributing share class, available to selected intermediaries only. A-MINCOME: monthly income share class. Distribution amount not guaranteed.

A股-累積: 累積股份類別。A股-每月特色派息(G): 每月總收益特色派息股份類別。A股-H每月派息(G)(對沖): 每月總收益派息(對沖)股份類別。A股-每月派息: 每月派息股份類別, 只可透過指定的中介人認購。A股-每月特色派息: 每月特色派息股份類別。派息金額並不獲保證。

Calendar Year Performance 曆年表現 (%)

	2016	2017	2018	2019	2020
A-ACC-USD A股-累積-美元	13.6	6.9	-4.7	12.0	7.0
A-MDIST-USD A股-每月派息-美元	13.5	7.0	-4.7	12.0	7.0
A-MDIST-HKD A股-每月派息-港元	13.5	7.8	-4.5	11.4	6.5
A-MINCOME(G)-USD A股-每月特色派息(G)-美元	13.5	6.9	-4.7	12.0	7.0
A-HMDIST(G)-AUD (H) A股-H每月派息(G)-澳元(對沖)	14.6	7.5	-5.0	11.0	6.2
Index 指數	15.2	6.1	-3.3	13.2	8.4

Source: Fidelity, NAV-NAV basis, in respective currencies with dividends re-invested. Index performance (if any) is calculated in the currency of the first share class listed in the table.

資料來源: 富達, 以資產淨值及各自貨幣計算, 並假設股息盈利再作投資。指數表現 (如有) 以表內列示第一項股份類別之貨幣計算。

Credit Rating Exposure 信用評級分佈 (%)

	Fund 基金	Index 指數
AAA/Aaa	0.00	0.00
AA/Aa	0.00	0.00
A	0.00	0.00
BBB/Baa	3.26	0.00
BB/Ba	35.39	63.89
B	36.16	32.20
CCC and Below	6.90	3.91
Other 其他	6.84	0.00
Cash 現金	11.45	0.00
Total 總和	100.00	100.00

Other includes bonds that are not rated, interest rate derivatives, FX / derivative P&L, and rounding adjustment. 其他包括沒有評級的債券、利率衍生工具、外匯/衍生工具損益及四捨五入調整。

Currency Exposure 貨幣投資分佈 (%)

	Fund 基金	Index 指數
USD	99.11	100.00
EUR	0.36	0.00
GBP	0.25	0.00
HKD	0.02	0.00
CNY	0.26	0.00
Other 其他	0.00	0.00
Total 總和	100.00	100.00

Annual report 年度報告



Semi-annual report 半年度報告



Prospectus 認購章程



Product Key Facts 產品資料概要



For A-HMDIST(G)(hedged) share class, dividend distributions may include a premium when the interest rate of the hedged currency is higher than the fund's reference currency interest rate and may be discounted when the interest rate of the hedged currency is lower than the fund's reference currency interest rate. The Board expects to recommend distribution of substantially the whole gross investment income, and may determine the extent dividends may be paid out of realised and unrealised capital gains as well as capital. 就A股-H每月派息(G)(對沖)股份類別而言, 股息分派可能計入因對沖貨幣的利率高於基金報價貨幣利率而產生的溢價, 以及因對沖貨幣利率低於基金報價貨幣的利率而出現的折讓。董事會預期將就幾乎所有的總投資收益建議派發股息, 並可能釐定從已變現及未變現資本收益以至資本中撥付的股息水平。

Top issuers table: credit derivatives relating to any specific issuer are included, but derivatives relating to government bonds and to bond indices are excluded. Geographic exposure basis is domicile of issuer. Running Yield describes the income investors get from their portfolio as a percentage of market value of the securities and does not include the impact of fees. Effective Duration takes into account all investments in the fund, including derivatives. Average Credit Rating takes into account all investments in the fund, including derivatives. The weight assigned to each issue is equal to its market value weight. The credit rating table excludes derivatives. Currency exposure is after hedging. 持有量最高之發行者: 當中包括特定發行商的信貸衍生工具, 但並不包括與政府債券及債券指數相關的衍生工具。平均信用評級分佈涵蓋基金中的所有投資(包括衍生工具), 並以各自市值作為比重計算。地區分佈根據發行商的註冊地分類。現時收益率為投資者所得收入與其投資組合市值之百分比比較。現時收益率並未反映收費之影響。有效存續期涵蓋基金中的所有投資(包括衍生工具)。平均信用評級分佈涵蓋基金中的所有投資(包括衍生工具), 並以各自市值作為比重計算。信用評級分佈並不包括衍生工具。貨幣投資分佈以對沖後的貨幣作準。

(†) Volatility measures are not calculated for funds which are less than 3 years old. 成立不足三年的基金之波幅不會被計算。

This material is issued by FIL Investment Management (Hong Kong) Limited and it has not been reviewed by the Securities and Futures Commission ("SFC"). Investors are reminded of concentration risks and volatility associated with sector funds. Investment involves risks. Past performance is not indicative of future performance. Please refer to the Fidelity Prospectus for Hong Kong Investors and Product Key Facts for further details (including the risk factors). If investment returns are not denominated in HKD or USD, US/HK dollar-based investors will be exposed to exchange rate fluctuations. Fidelity, Fidelity International, the Fidelity International logo and F symbol are trademarks of FIL Limited.

本文件由富達基金(香港)有限公司發行。本文件未經證券及期貨事務監察委員會審核。投資者應注意行業投資所帶來的風險。投資涉及風險。基金過去的表現並不表示將來亦會有類似的業績, 詳情請細閱富達香港投資者認購章程及產品資料概要(包括風險因素)。若投資收益並非以港元或美元計算, 以美元/港元作出投資的投資者需承受匯率波動的風險。「富達」、Fidelity、Fidelity International、Fidelity International 標誌及F標誌均為FIL Limited的商標。

FIL Investment Management (Luxembourg) S.A. (as Management Company)

August 2021

*This statement provides you with key information about this product.
This statement is part of the Hong Kong Prospectus.
You should not invest in this product based on this statement alone.*

Quick facts

Management Company:	FIL Investment Management (Luxembourg) S.A.		
Investment Manager:	FIL Fund Management Limited (Bermuda, internal delegation)		
Investment Advisor:	Internal and/or external sub-delegation to one or more Investment Advisors as described in "The Investment Manager" section under Part IV of the Hong Kong Prospectus (~ Note) ~ Note: The list of all Investment Advisors having managed all or part of the assets of each fund over the last six or twelve months will be published in the annual and semi-annual financial reports.		
Depository:	Brown Brothers Harriman (Luxembourg) S.C.A.		
Ongoing charges over a year[^]:	Class A-ACC-USD: 1.39%	Class A-MINCOME(G)-USD: 1.39%	Class A-HMDIST(G)-AUD (hedged): 1.39%
	Class A-ACC-Euro: 1.39%	Class Y-ACC-USD: 0.89%	Class I-MDIST-USD: 0.74%
	Class A-MDIST-USD: 1.39%		
	Class A-MDIST-HKD: 1.39%		
	Class A-MINCOME-USD: 1.39%		
	[^] Unless otherwise stated, the ongoing charges figure represents the ongoing expenses based on the annual financial report for the year ended 30 April 2021. This figure may vary from year to year.		

Dealing frequency: Daily

Base currency: USD

Dividend policy*:

Class A-ACC & Class Y-ACC
No dividends will be paid for accumulating shares. All interest and other income earned on the investment will be retained in the fund.

Class A-MDIST & Class I-MDIST
Subject to the Board's discretion, dividends will be declared monthly normally on the first business day of each month and will be paid accordingly.

Class A-MINCOME
Subject to the Board's discretion, dividends will be declared monthly normally on the first business day of each month and will be paid accordingly. The Board expects to recommend distribution of substantially the whole net investment income amount for most of the time, and distributions may be paid out of capital.
Investors should note that payment of dividends out of capital represents a return or withdrawal of part of the amount originally invested or from any capital gains attributable to the original investment. Such distributions may result in an immediate decrease in the net asset value per Share of the fund.

Class A-MINCOME(G)[#]
Subject to the Board's discretion, dividends will be declared monthly normally on the first business day of each month and will be paid accordingly. The Board expects to recommend distribution of substantially the whole gross investment income amount for most of the time, and distributions may be paid out of capital.

Class A-HMDIST(G) (hedged)[#]
Subject to the Board's discretion, dividends will be declared monthly normally on the first business day of each month and will be paid accordingly. Such distributions may include a premium when the interest rate of the hedged currency is higher than the fund's reference currency interest rate and may be discounted when the interest rate of the hedged currency is lower than the fund's reference currency interest rate. The Board expects to recommend distribution of substantially the whole gross Investment income, and may determine the extent dividends may be paid out of realised and unrealised capital gains as well as capital.

Investors should note that as fees and expenses may be charged to capital of the fund, this will result in an increase in distributable income for the payment of dividends. The fund may therefore pay dividend directly out of capital and/or effectively out of capital. Such payment of dividends out of capital represents a return or withdrawal of part of the amount originally invested or from any capital gains attributable to the original investment. Such distributions may result in an immediate decrease in the net asset value per Share of the fund.

* Unless otherwise stated, dividends will not be paid out of capital and/or effectively out of capital.

Financial year end of this fund: 30 April

Minimum investment:	Initial Investment	Subsequent Investment
Class A	USD 2,500	USD 1,000
Class I	USD 10,000,000	USD 100,000
Class Y	USD 2,500	USD 1,000

What is this product?

Fidelity Funds is an open-ended investment company established in Luxembourg and regulated by the Commission de Surveillance du Secteur Financier (CSSF).

Objectives and investment policy

- The fund is a Bond fund and seeks a high level of current income and capital appreciation by investing primarily (i.e. at least 70% of the fund's assets) in high yielding, sub investment grade securities of issuers, or in high-yielding securities of sub investment grade issuers, all having their principal business activities in the Asian region. This region includes certain countries considered to be emerging markets.
- The fund invests in the Asian region and may invest in different countries in this region. It is unconstrained in the amount that it may invest in any country in this region.
- The fund is actively managed. The Investment Manager will, when selecting investments for the fund and for the purposes of monitoring risk, reference ICE BofA Asian Dollar High Yield Corporate Index (Level 4 20% Lvl4 Cap, 3% Constrained) (the "Index") as the Index constituents best represent the characteristics the fund is seeking to gain exposure to. The fund's performance can be assessed against its Index. The Investment Manager has a wide range of discretion relative to the Index. While the fund will hold assets that are components of the Index, it may also invest in issuers, sectors, countries and security types that are not included in, and that have different weightings from, the Index in order to take advantage of investment opportunities. It is expected that over long time periods, the fund's performance will differ from the Index. However, over short time periods, the fund's performance may be close to the Index, depending on market conditions.
- The fund may invest in instruments with loss-absorption features which may include instruments classified as Additional Tier 1/Tier 2 capital instruments, **Contingent Convertible Securities (CoCos)**, non-preferred senior bonds which may also be known as Tier 3 bonds and other instruments eligible to count as loss-absorbing capacity under the resolution regime for financial institution, in compliance with its investment policy and limits. These instruments may be subject to contingent write-down or contingent conversion to ordinary shares on the occurrence of trigger event(s). In compliance with the requirements and guidance issued by the SFC, such investment will at all times remain below 50% of the fund's net asset value. Less than 30% of the fund's total net assets will be invested in hybrid securities (which are subordinated instruments that have more equity-like features) and CoCos, with less than 20% of the total net assets to be invested in CoCos. For the avoidance of doubt, less than 30% of the fund's net asset value may be invested in each individual type of instruments with loss-absorption features as described above.
- The fund will invest less than 30% of its net assets directly and/or indirectly in onshore China fixed income securities on an aggregated basis. The fund may directly invest in onshore China fixed income securities listed or traded on any Eligible Market in China through the Qualified Foreign Institutional Investor ("QFII") status of FIL Investment Management (Hong Kong) Limited. "Eligible Market in China" refers to the Shanghai Stock Exchange, the Shenzhen Stock Exchange or the mainland China interbank bond market, as the case may be.
- The fund may invest up to 20% of its net assets directly in onshore China fixed income securities.
- For the remaining assets, the Investment Manager has the freedom to invest outside the fund's principal geographies, market sectors, credit quality, currency or asset classes.
- The fund may invest in assets directly or achieve exposure indirectly through other eligible means including financial derivative instruments ("**derivatives**"). Such derivatives may include over-the-counter and/or exchange traded instruments such as interest rate or bond futures, options, swaptions and interest rate, total return or inflation swaps, credit default and total return swaps, forwards including non-deliverable forwards and currency swaps. The fund may use derivatives with the aim of risk or cost reduction or to generate additional capital or income (including for investment purposes), in line with the risk profile of the fund.
- The fund will not invest more than 10% of their net asset value in securities issued by or guaranteed by any single country (including its government, a public or local authority of that country) with a credit rating below investment grade.
- The fund will not engage extensively in securities lending, repurchase and reverse repurchase transactions.

Use of derivatives/investment in derivatives

The fund's net derivative exposure may be up to 50% of its net asset value.

What are the key risks?

Investment involves risks. Please refer to the Hong Kong Prospectus for details including the risk factors.

Risk to Capital and Income (Investment Risk)

- The assets of the fund are subject to fluctuations in value. There is no guarantee of repayment of principal and you may not get back the original amount invested. Past performance is no guarantee of future performance.

Bonds and other Debt Instruments

- The value of bonds or other debt instruments will fluctuate depending on e.g. market interest rates, the credit quality of the issuer, the currency of the investment (when it is different from the base currency of the fund) and liquidity considerations. In general, the prices of debt instruments rise when interest rates fall, whilst their prices fall when interest rates rise.

Downgrading risk

- The credit rating of a debt instrument or its issuer may subsequently be downgraded. In the event of such downgrading, the value of the fund may be adversely affected. The investment manager may or may not be able to dispose of the debt instruments that are being downgraded.

Credit/Default Risk

- Investments may be adversely affected if any of the institutions with which money is deposited suffers insolvency or are otherwise unable to pay interest or principal (default). Credit risk also arises from the uncertainty about the ultimate repayment of principal and interest from bond or other debt instrument investments. In both cases the entire deposit or purchase price of the debt instrument is at risk of loss if there is no recovery after default.

Credit rating risk

- Credit ratings assigned by rating agencies are subject to limitations and do not guarantee the creditworthiness of the security and/or issuer at all times.

Valuation Risk

- Valuation of the fund's investments may involve uncertainties and judgmental determinations. If such valuation turns out to be incorrect, this may affect the net asset value calculation of the fund.

Risk associated with Debt Securities Rated Below Investment Grade/Unrated Securities and High Yielding Debt Instruments

- The fund may invest in debt securities rated below investment grade or unrated securities. Such securities are generally subject to lower liquidity, higher volatility, heightened risk of default and loss of principal and interest than higher-rated/lower yielding debt securities.

Income-producing securities

- Although the fund will generally invest in income-producing securities, it is not guaranteed that all underlying investments will generate income. To the extent that underlying investments of the fund are income producing, higher yields generally mean that there will be increased potential for capital appreciation and/or depreciation for fixed income securities.

Risk of investing in CoCos and other instruments with loss-absorption features

- The fund may invest in instruments with loss-absorption features. Those features have been designed to meet specific regulatory requirements imposed on financial institutions and typically include terms and conditions specifying the instrument is subject to contingent write-down or contingent conversion to ordinary shares on the occurrence of the following: (a) when a financial institution is near or at the point of non-viability; or (b) when the capital ratio of a financial institution falls to a specified level.
- Debt instruments with loss-absorption features are subject to greater capital risks when compared to traditional debt instruments as such instruments are typically subject to the risk of being written down or converted to ordinary shares upon the occurrence of pre-defined trigger events (such as those disclosed above). Such trigger events are likely to be outside of the issuer's control and are complex and difficult to predict and may result in a significant or total reduction in the value of such instruments.
- In the event of the activation of a trigger, there may be potential price contagion and volatility to the entire asset class. Debt instruments with loss-absorption features may also be exposed to liquidity, valuation and sector concentration risk.
- The fund may invest in CoCos, which are highly complex and are of high risk. CoCos are a form of hybrid debt security with loss-absorption features that are intended to either convert into equity shares of the issuer (potentially at a discounted price) or have their principal written down (including permanently written down to zero) upon the occurrence of certain 'triggers'. Coupon payments on CoCos are discretionary and may be cancelled by the issuer at any point, for any reason, and for any length of time.

- The fund may also invest in senior non-preferred debts. While these instruments are generally senior to subordinated debts, they may be subject to write-down upon the occurrence of a trigger event and will no longer fall under the creditor ranking hierarchy of the issuer. This may result in total loss principal invested.

Emerging Markets

- This fund invests in emerging market securities which may involve increased risks and special considerations not typically associated with the investment in securities in more developed markets. The price of these securities may be more volatile and/or less liquid than those of securities in more developed markets.
- This volatility or lack of liquidity may stem from political, economic, legal, taxation, settlement, transfer of securities, custody and currency/currency control factors.
- Although care is taken to understand and manage these risks, the fund and accordingly the shareholders in the fund will ultimately bear the risks associated with investing in these markets.

Foreign Currency Risk

- The fund’s assets may be denominated in currencies other than the base currency of the fund. Also, a class of shares may be designated in a currency other than the base currency of the fund. Fluctuations in the exchange rates between these currencies and the base currency as well as changes in exchange rate controls may adversely affect the fund’s net asset value.

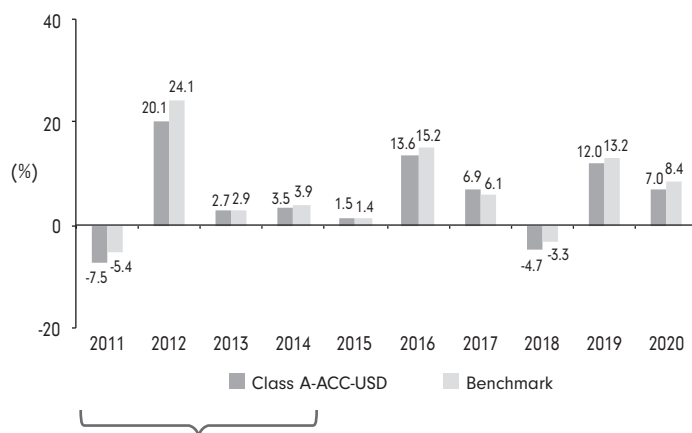
Risks associated with distribution out of/effectively out of the Fund’s capital

- Payment of dividends out of capital and/or effectively out of capital amounts to a return or withdrawal of part of an investor’s original investment or from any capital gains attributable to that original investment. Any such distributions may result in an immediate reduction of the NAV per share/unit.
- The distribution amount and net asset value of the hedged share class may be adversely affected by differences in the interest rates of the reference currency of the hedged share class and the fund’s base currency, resulting in an increase in the amount of distribution that is paid out of capital and hence a greater erosion of capital than other non-hedged share classes.

Financial Derivative Instruments

- The fund’s net derivative exposure may be up to 50% of its net asset value. The use of derivatives may give rise to liquidity risk, counterparty credit risk, volatility risk, valuations risks and over-the-counter transaction risk at times. The leverage element/component of a derivative can result in a loss significantly greater than the amount invested in the financial derivative instrument by the fund. Exposure to financial derivative instruments may lead to a high risk of significant loss by the fund.

How has the fund performed?



The performance during the years prior to 2014 was achieved under circumstances that may no longer apply as the investment objective was changed in 2014.

- Past performance information is not indicative of future performance. Investors may not get back the full amount invested.
- The computation basis of the performance is based on the calendar year end, NAV-to-NAV, with dividend reinvested.
- These figures show by how much the Class A-ACC-USD increased or decreased in value during the calendar year being shown. Performance data has been calculated in USD including ongoing charges and excluding any subscription fees and redemption fees you might have to pay.
- Fund launch date: 2007
- Class A-ACC-USD launch date: 2007
- Class A-ACC-USD is selected as the most appropriate representative share class as it has the longest track record and is denominated in the fund’s reference currency.
- The benchmark is the ICE BofA Asian Dollar High Yield Corporate Index (Level 4 20% Lvl4 Cap, 3% Constrained).

Is there any guarantee?

This fund does not have any guarantees. You may not get back the full amount of money you invested.

What are the fees and charges?

Charges which may be payable by you

You have to pay the following fees when dealing in shares of the fund:

Subscription Fee	Class A - Up to 3.5% of NAV Class I - 0% Class Y - 0%
Switching Fee	Generally up to 1% of NAV, except if you are switching from one class with no subscription fee into a class with subscription fee, you will have to pay for a switching fee of up to the full subscription fee of the class to be switched into
Redemption Fee	N/A

Ongoing fees payable by the fund

The following expenses will have to be paid out of the fund. They affect you because they reduce the return you get on your investments:

Management Fee*	Class A - Up to 1.00% p.a. of NAV Class I - Up to 0.65% p.a. of NAV Class Y - Up to 0.65% p.a. of NAV
Depository Fee	Varies from 0.003% to 0.35% of NAV
Performance Fee	N/A
Administration Fee	Up to 0.35% of NAV

* The management fee can be increased to a maximum annual rate of 2% of the net asset value of the fund. In the event of such increase, not less than 3 months' notice will be given to you.

Other Fees

You may have to pay other fees when dealing in shares of the fund. Any other fees and charges are described in the Hong Kong Prospectus. You should note that some fees may be increased, up to a specified permitted maximum, by giving shareholders at least one month's prior notice. For details, please refer to the Hong Kong Prospectus.

Additional Information

- You generally buy, redeem or switch shares at the fund's next-determined net asset value after we receive your request, directly or via a distributor, in good order at or before 5.00 p.m. Hong Kong time on a dealing day, being the fund's dealing cut-off time. Before placing your orders, please check with your distributor for the distributor's internal dealing cut-off time (which may be earlier than the fund's dealing cut-off time).
- The net asset value of this fund is calculated and the price of shares is published each business day. Net asset value of the fund (other than Class A) will be published in the South China Morning Post and the Hong Kong Economic Times. Net asset value of Class A will be published on www.fidelity.com.hk.*
- Investors may also obtain the past performance information of the fund's representative share class and (if applicable) other share classes offered to Hong Kong investors from www.fidelity.com.hk.*
- The composition of dividend paid out of net distributable income and capital for the last 12 months are available from the Hong Kong Representative on request and also on the fund's website: https://www.fidelityinternational.com/legal/documents/FF/HK-zh_en/fdpc.ff.HK-zh_en.HK.pdf.*
- Investors may obtain information on the intermediaries from the Fidelity Investor Hotline: +852 2629 2629.

Important

If you are in doubt, you should seek professional advice. The SFC takes no responsibility for the contents of this statement and makes no representation as to its accuracy or completeness.

* The website has not been reviewed by the SFC.

FIL Investment Management (Luxembourg) S.A. (管理公司)

2021年8月

本概要提供本基金的重要資料，
是香港認購章程的一部份。
請勿單憑本概要作投資決定。

資料便覽

管理公司：	FIL Investment Management (Luxembourg) S.A.		
投資經理：	FIL Fund Management Limited (百慕達，內部委派)		
投資顧問：	一名或多名獲轉授職能的內部及／或外部投資顧問，詳情載於香港認購章程第四部份「投資經理」一節（~附註） ~附註：在過去六個月或十二個月管理每項基金全部或部份資產的所有投資顧問名單將刊載於年度及半年度財務報告。		
保管人：	Brown Brothers Harriman (Luxembourg) S.C.A.		
全年經常性開支比率 [^] ：	A類別股份 - 累積 - 美元：	1.39%	A類別股份 - H每月派息(G)
	A類別股份 - 累積 - 歐元：	1.39%	- 澳元 (對沖)：
	A類別股份 - 每月派息 - 美元：	1.39%	Y類別股份 - 累積 - 美元：
	A類別股份 - 每月派息 - 港元：	1.39%	I類別股份 - 每月派息 - 美元：
	A類別股份 - 每月特色派息 - 美元：	1.39%	0.89%
	A類別股份 - 每月特色派息(G) - 美元：	1.39%	0.74%
	[^] 除非另有註明，否則經常性開支比率是根據截至2021年4月30日止年度的年度財務報告所刊載的經常性開支計算。該比率每年均可能有所變動。		
交易頻密程度：	每日		
基本貨幣：	美元		
股息政策*：	<p>A類別股份 - 累積及Y類別股份 - 累積 累積股份不會分派股息，所有投資利息和收益將保留在基金內。</p> <p>A類別股份 - 每月派息及I類別股份 - 每月派息 在董事會酌情決定下，每月股息一般將於每月首個營業日宣派，並將據此支付。</p> <p>A類別股份 - 每月特色派息 在董事會酌情決定下，每月股息一般將於每月首個營業日宣派，並將據此支付。在大部份情況下，董事會預期將就幾乎所有的淨投資收益建議派發股息，而股息分派可能會從資本中撥付。</p> <p>投資者應注意，從資本中撥付股息即代表投資者獲付還或提取原有投資本金的部份金額，或從原有投資應佔的任何資本收益中獲付還或提取金額。該等分派可能導致基金的每股資產淨值即時減少。</p> <p>A類別股份 - 每月特色派息(G)[#] 在董事會酌情決定下，每月股息一般將於每月首個營業日宣派，並將據此支付。在大部份情況下，董事會預期將就幾乎所有的總投資收益建議派發股息，而股息分派可能會從資本中撥付。</p> <p>A類別股份 - H每月派息(G) (對沖)[#] 在董事會酌情決定下，每月股息一般將於每月首個營業日宣派，並將據此支付。有關分派可能計入因對沖貨幣利率高於基金報價貨幣利率而產生的溢價，以及因對沖貨幣利率低於基金報價貨幣利率而出現的折讓。董事會預期將就幾乎所有的總投資收益建議派發股息，並可釐定從已變現及未變現資本收益以至資本中撥付的股息水平。</p> <p>[#] 投資者應注意，由於費用和開支可能會計入基金的資本中，導致可供派息之用的可分派收益增加，因此，基金可能是直接從資本中及／或實際上從資本中作出股息分派。從資本中撥付股息即代表投資者獲付還或提取原有投資本金的部份金額，或從原有投資應佔的任何資本收益中獲付還或提取金額。該等分派可能導致基金的每股資產淨值即時減少。</p> <p>* 除非另有註明，否則股息將不會從資本中撥付及／或實際上從資本中撥付。</p>		
財政年度終結日：	4月30日		
最低投資額：	首次投資額	再次投資額	
	A類別股份	2,500美元	1,000美元
	I類別股份	10,000,000美元	100,000美元
	Y類別股份	2,500美元	1,000美元

本基金是甚麼產品？

富達基金是在盧森堡成立的開放式投資公司，並受盧森堡金融業監察委員會 (Commission de Surveillance du Secteur Financier (CSSF)) 監管。

目標及投資政策

- 本基金是一項債券基金，主要（即基金資產的最少70%）投資於在亞洲地區進行主要業務活動的公司所發行未達投資級別的高收益證券，或由在區內進行主要業務活動的未達投資級別公司所發行的高收益證券，以取得高水平的流動性收益及資本增值。該地區包括若干被視為新興市場的國家。
- 基金投資於亞洲地區，並可能投資於區內不同的國家。基金在區內任何國家的投資金額不受限制。
- 基金採取積極管理。投資經理為基金挑選投資時，以及就監控風險目的而言，將參考ICE BofA Asian Dollar High Yield Corporate (Level 4 20% Lvl4 Cap, 3% Constrained) 指數（「該指數」），因為該指數的成份證券最能代表基金致力投資的持倉特徵。基金的表現可對比該指數的表現以進行評估。投資經理具有相對該指數廣泛的酌情權。儘管基金所持有的資產將包括該指數的成份證券，但基金亦可投資於未有納入該指數的發行機構、行業、國家及證券類別，及所持投資比重與該指數不同，以把握投資機會。長期而言，預期基金的表現將有別於該指數；但短期而言，基金的表現可能貼近該指數，視乎市場狀況而定。
- 基金可能投資於具有損失吸收特點的投資工具，可包括以下各類投資工具：額外一級資本／二級資本投資工具、或然可換股證券 (CoCos)、主順位非優先受償債券（又可稱為三級資本債券），以及金融機構處置機制下有資格被視作具有損失吸收能力的其他投資工具，以符合其投資政策及限制。在發生觸發事件時，這些投資工具可能須進行或然撇減，或應急轉換為普通股。為遵從證監會發出的規定及指引，有關投資在任何時候將維持在基金資產淨值的50%以下。基金將可把少於30%的總資產淨值投資於混合證券（擁有較類似股票特徵的後償結構工具）及CoCos；少於20%的總資產淨值可投資於CoCos。為免生疑問，基金可將少於30%的資產淨值投資於上述具有損失吸收特點的每個類別的投資工具。
- 基金將可把合共少於30%的淨資產直接及／或間接投資於中國境內定息證券。基金可透過富達基金（香港）有限公司的合格境外機構投資者 (QFII) 地位，直接投資於在任何中國的合資格市場上市或交易的中國境內定息證券。「中國的合資格市場」指上海證券交易所、深圳證券交易所或中國大陸的銀行同業債券市場（視乎情況而定）。
- 基金可把最高20%的淨資產直接投資於中國境內定息證券。
- 投資經理可把其餘資產自由投資於基金的其他非首要地區、市場界別、信貸素質、貨幣或資產類別。
- 基金可直接投資於資產，或透過其他合資格的投資方法，包括金融衍生工具（「衍生工具」）間接取得投資配置。衍生工具可包括場外交易市場及／或交易所買賣工具，例如利率或債券期貨、期權、掉期期權及利率、總回報或通脹掉期、信貸違約及總回報掉期、遠期合約，包括不交收遠期合約及貨幣掉期。基金可於符合其風險類別的原則下使用衍生工具，旨在減低風險或削減成本，或締造額外的資本或收益（包括作投資用途）。
- 基金將不可把其超過10%的資產淨值，投資於由任何單一國家（包括該國政府、公共機構或當地機關）發行或擔保，而信貸評級低於投資級別的證券。
- 基金將不會廣泛進行證券借貸、回購及反向回購協議交易。

使用衍生工具／投資於衍生工具

基金的衍生工具風險承擔淨額最高為其資產淨值的50%。

本基金有哪些主要風險？

投資涉及風險。有關詳情（包括風險因素）請參閱香港認購章程。

資本及收益的風險（投資風險）

- 基金的資產須承受價值波動。恕不保證閣下可獲償還本金。閣下可能無法收回最初的投資金額。基金過去的表現並非未來業績的保證。

債券及其他債務工具

- 債券或其他債務工具的價值將受多項因素影響而波動，例如市場利率、發行機構的信貸素質、投資的計值貨幣（如有別於基金的基本貨幣）及流動性等因素。一般情況下，當利率下調時，債務工具的價格將上升，而當利率上調時，其價格則下跌。

評級下調風險

- 債務工具或其發行機構的信貸評級其後可能會遭下調。若發生有關降級行動，基金的價值或會受到不利影響。投資經理不一定能夠出售被調低評級的債務工具。

信貸／違約風險

- 若基金存放款項的任何機構無力償債或出現無法支付利息或本金（違約）的情況，可能會對投資造成負面的影響。此外，債券或其他債務工具投資最終能否償還本金及利息的不確定性，亦可引發信貸風險。在上述任何情況下，若未能收回違約債項，可能須承受損失全部存款或債務工具購入價的風險。

信貸評級風險

- 評級機構給予的信貸評級存在局限性，且並不時刻保證有關證券及／或發行機構的信貸可信性。

估值風險

- 基金所持投資的估值可能涉及不明朗因素和判定性的決定。如證實有關估值不正確，可能會影響基金的資產淨值計算。

未達投資級別債務證券／未獲評級證券及高收益債務工具的相關風險

- 基金可能投資於未達投資級別債務證券或未獲評級證券。與較高評級／收益率較低的債務證券比較，該等證券一般須承受較低流動性、較大波幅，以及較高的違約及損失本金和利息的風險。

收益性證券

- 雖然基金一般將投資於收益性證券，但不保證所有相關投資均能締造收益。若基金的相關投資屬收益性資產，收益較高一般意味著定息證券的資本增值及／或貶值潛力將增加。

投資於CoCos及其他具有損失吸收特點的投資工具的風險

- 基金可投資於具有損失吸收特點的投資工具。這些特點是專為遵循適用於金融機構的特定監管規定而設計，一般包含條款及條件，具體註明一旦發生以下情況：(a) 當金融機構接近或處於無法繼續經營的狀態；或 (b) 當金融機構的資本比率降至指定水平時，投資工具可能須進行或然撇減，或應急轉換為普通股。
- 與傳統債務工具比較，具有損失吸收特點的債務工具在發生預定的觸發事件（如上文所披露的事件）時，須承受較大的資本風險，因為該等工具一般須承受撇減或轉換為普通股的風險。有關觸發事件很可能不在發行機構的控制範圍之內，而且性質複雜並難以預測，可能導致該等工具的價值大幅降低或完全減值。
- 在觸發事件啟動的情況下，可能會引發價格及波幅風險蔓延至整個資產類別。具有損失吸收特點的債務工具亦可能面對流動性、估值和集中行業投資風險。
- 基金可投資於CoCos，有關證券高度複雜，而且風險高。CoCos是一種具有損失吸收特點的混合債務證券，旨在於一旦發生若干「觸發事件」，把證券轉換為發行機構股份（可能按折讓價轉換），或撇減其本金（包括永久撇減至零）。CoCos的票息付款由發行機構全權酌情釐定，並可隨時基於任何理由及在任何一段期間取消。
- 基金亦可投資於主順位非優先受償債務。雖然該等工具的償債順位一般比後償債務為高，但在發生觸發事件時，其可能面對撇減，並將不再屬於發行機構的債權人償債順位等級，這可能會導致完全失去所投資的本金。

新興市場

- 本基金投資於新興市場證券，可能牽涉較高風險及投資於較發達市場通常不會牽涉的特別考慮因素。與較發達市場的證券相比，這些證券的價格可能較為波動及／或流動性較低。
- 有關波幅或缺乏流動性可能源自政治、經濟、法律、稅務、結算、證券轉讓、保管及貨幣／貨幣管制因素。
- 雖然富達已採取審慎的措施，以了解及管理有關風險，但基金及相應地其股東最終須承受投資於此等市場的風險。

外幣風險

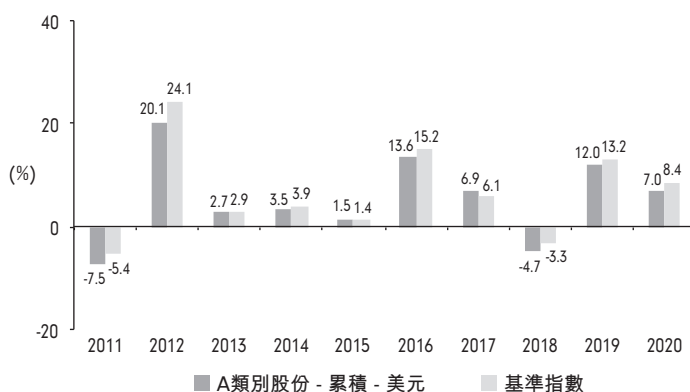
- 基金的資產可能以非基本貨幣計算。此外，基金的某類別股份可能指定以非基本貨幣計值。這些貨幣與基本貨幣之間的匯率波動，以及外匯管制變動可能會對基金的資產淨值造成負面影響。

從基金的資本中及／或實際上從基金的資本中作出分派的相關風險

- 從資本中及／或實際上從資本中撥付股息即代表投資者獲付還或提取原有投資本金的部份金額，或從原有投資應佔的任何資本收益中獲付還或提取金額。任何該等分派可能導致每股／每單位資產淨值即時減少。
- 對沖股份類別的報價貨幣與基金的基本貨幣之間的利率差異，可能會為對沖股份類別的分派金額及資產淨值帶來負面影響，導致從資本中撥付的分派金額增加，進而令資本流失的程度高於其他非對沖股份類別。

金融衍生工具

- 基金的衍生工具風險承擔淨額最高為其資產淨值的50%。偶爾使用衍生工具可能會引發流動性風險、交易對手信貸風險、波幅風險、估值風險及場外交易市場交易風險。衍生工具的槓桿元素／成份可能導致基金所蒙受的損失顯著高於其投資於該金融衍生工具的金額。投資於金融衍生工具可能導致基金須承受錄得重大損失的高風險。

本基金過往的業績表現如何？

2014年之前的各年業績表現是於不再適用的情況下達到，因投資目標已於2014年作出修訂。

- 往績並非預測日後業績表現的指標。投資者未必能取回全部投資本金。
- 基金業績表現以曆年末的資產淨值作為比較基礎，股息會滾存再作投資。
- 有關數據顯示A類別股份 - 累積 - 美元在有關曆年內的價值升跌幅度。業績表現以美元計算，當中反映出持續費用，但不包括閣下可能須支付的認購費和贖回費。
- 基金推出日期：2007年
- A類別股份 - 累積 - 美元推出日期：2007年
- A類別股份 - 累積 - 美元獲選為最適合的股份類別代表，因其擁有最長過往紀錄及以基金報價貨幣計值。
- 基準為ICE BofA Asian Dollar High Yield Corporate (Level 4 20% Lvl4 Cap, 3% Constrained) 指數。

本基金有否提供保證？

本基金並不提供任何保證。閣下未必能取回投資本金。

投資本基金涉及哪些費用及收費？**閣下或須繳付的收費**

閣下就基金股份交易須繳付以下費用：

認購費	A類別股份 – 最高為資產淨值的3.5% I類別股份 – 0% Y類別股份 – 0%
轉換費	一般最高為資產淨值的1%，但由毋須支付認購費的股份類別轉至其他須支付認購費的股份類別，須繳付的轉換費最高將相當於擬轉入股份類別的全部認購費
贖回費	不適用

基金持續繳付的費用

以下收費將從基金總值中扣除，閣下的投資回報將會因而減少：

管理費*	A類別股份 – 每年最高為資產淨值的1.00% I類別股份 – 每年最高為資產淨值的0.65% Y類別股份 – 每年最高為資產淨值的0.65%
保管費	由資產淨值的0.003%至0.35%不等
表現費	不適用
行政費	最高為資產淨值的0.35%

* 每年管理費最高可上調至基金資產淨值的2%，閣下將在有關費用調整前最少三個月收到通知。

其他費用

基金股份交易或須繳付其他費用。所有其他費用及收費詳情載於香港認購章程。請注意，在向股東發出最少一個月事先通知後，部份費用最高可上調至指定的許可上限。詳情請參閱香港認購章程。

其他資料

- 在基金交易截止時間，即交易日下午五時（香港時間）或之前經我們收妥由閣下直接或透過分銷商提出的認購、贖回或轉換要求，一般按隨後釐定的股份價格執行。閣下在提出有關要求之前，應向分銷商查詢其內部交易截止時間（可能早於基金交易的截止時間）。
- 本基金在每個營業日計算資產淨值及公佈股份價格。基金資產淨值（A類別股份除外）將刊登於南華早報及香港經濟日報。A類別股份的資產淨值將於www.fidelity.com.hk*發佈。
- 投資者亦可於www.fidelity.com.hk*下載基金的股份類別代表及（如適用）可供香港投資者認購的其他股份類別的往績表現資料。
- 有關過去12個月從淨可分派收益及資本中撥付的股息成份詳情，可向香港代表索取，亦可於基金的網頁：https://www.fidelityinternational.com/legal/documents/FF/HK-zh_en/fdpc.ff.HK-zh_en.HK.pdf*下載。
- 投資者可致電富達投資熱線（電話：+852 2629 2629）取得中介商的資料。

重要提示

閣下如有疑問，應諮詢專業意見。證監會對本概要的內容並不承擔任何責任，對其準確性或完整性亦不作出任何陳述。

*此網頁未經證監會審核。